

March 23rd, 2023
China’s Overseas Influence and Interference Activities

**STATEMENT FOR THE RECORD PREPARED FOR THE
U.S.-CHINA ECONOMIC AND SECURITY REVIEW COMMISSION**

Dan Currell¹
Fellow, National Security Institute
at George Mason University’s Antonin Scalia Law School

Contents

The Big Picture: Research Universities, Global R&D, and China’s Approach.....	2
Limitations of What We Know.....	3
Question 1. How does China seek to influence U.S. universities through financial means? Please address donations, endowments, contracts, joint research partnerships, and any other relevant activities.	4
Question 2. What can one say about the volume, distribution, and impact of China-origin money within U.S. colleges and universities? What data is publicly available, and what limitations to that data exist?	6
Question 3. Please explain the process and requirements for universities to disclose foreign donations to the U.S. Department of Education. How compliant are institutions with Section 117? What is the timeline for reporting and are there penalties for not reporting or reporting late?	8
Question 4. What office within the Department of Education is responsible for overseeing foreign disclosures? Please describe the Department of Education’s authorities to provide oversight of institutional compliance with Section 117, and identify any related limitations in these authorities.	9
Question 5. How well are U.S. universities positioned to conduct “due diligence” of their ties with China?	10
Question 6. The Commission is mandated to make policy recommendations to Congress based on its hearings and other research. What are your recommendations for Congressional action?.....	11
APPENDIX A: All foreign contracts and gifts as reported by UC-San Francisco, 2019.....	12
APPENDIX B: Enrollment of PRC Students in U.S. Universities, 2000-2021	13
APPENDIX C: All money from China and Hong Kong reported by U.S. universities, 2010-2022.....	14
APPENDIX D: All foreign money reported by U.S. universities by country, 2014 – 2019	14
APPENDIX E: Top 50 U.S. university recipients of money from sources in China and Hong Kong, 2013-2022	15
APPENDIX F: All reported money from Huawei and its affiliates (2014-2019).....	16
APPENDIX G: U.S. university transactions with PRC universities with ties to the Chinese military ..	18
APPENDIX H: All anonymous transactions with PRC and Hong Kong sources as disclosed by U.S. universities	22
APPENDIX I: All money attributed to Chinese government sources, 2014-2019.....	45
APPENDIX J: Transactions that took place between 2013 and 2018 but were never reported until 2020 or later	52

¹ CEO, Digital Commerce Alliance; Senior Advisor, U.S. Department of Education, 2018-2021; J.D., University of Chicago, 1997; B.A., Gustavus Adolphus College, 1994.

The Big Picture: Research Universities, Global R&D, and China's Approach

American research universities collectively form an ecosystem of the most sophisticated technology innovation hubs on earth. According to the National Science Foundation's [Rankings by total R&D expenditures](#),² U.S. universities spent \$89 billion on research in fiscal 2021. Leading the list was Johns Hopkins University, which alone spent \$3.2 billion on R&D that year. Twenty five U.S. universities now spend \$1 billion or more on R&D annually, and Auburn University, 100th place in the rankings, spent just over \$250 million.

Collectively, this network is massive and its work in fundamental science is important, but even the biggest universities' R&D spending is dwarfed by top firms in the private sector. Amazon's R&D (\$43 billion) is ten times what Johns Hopkins spends and thirty-five times the size of Stanford's. Alphabet/Google (\$27 billion), Huawei (\$22 billion), Merck (\$13.5 billion), and Alibaba (\$7.9 billion) all far exceed our top universities' R&D budgets (full analysis of 2021 corporate R&D [here](#)).³

Those companies' budgets are spent in part on projects carried out with the assistance of major research universities, and most of those universities are in the U.S. An [analysis of global private-sector R&D](#) leaders shows that only four of the top 100 companies are Chinese: Huawei (\$22 billion), Alibaba (\$8 billion), China Railway Group (\$3 billion), and ZTE (\$2 billion). Three more are from Taiwan, and the other 93 are from the U.S., Europe, Korea and Japan. Accordingly, Chinese companies have been eager consumers of the research services provided by U.S. and other foreign universities; this is shown in more detail below.

Like companies, universities are highly collaborative, as researchers join forces to do things they couldn't do alone. And, like American companies, our universities are strong in part because they collaborate freely across borders. Because of universities' reporting obligations under [Section 117 of the Higher Education Act](#),⁴ we can see a reflection of what those collaborations look like.

Here's an example from the University of California–San Francisco, a top medical research institution. According to its [disclosures of foreign contracts and gifts](#) for 2019,⁵ U.C.-San Francisco received a total of \$45 million in 40 transactions with foreign sources. The contracts are with AstraZeneca (UK), Bayer (Germany), Clementia Pharmaceuticals (Canada), Daiichi Sankyo (Japan), Hoffman-LaRoche (Switzerland), GlaxoSmithKline (UK), MedDay (France), Mitsubishi (Japan), Novartis (Switzerland), Novo Nordisk (Denmark), Samsung (Korea), Sanofi (France), ShangPharma (China), S.O. Biovitrum (Sweden), Tasly Pharma (China) and Zenith Epigenetics (Canada). U.C.-San Francisco also had transactions with the Center for Infectious Disease of Zambia and the Centre National de la Recherche Scientifique of France, as well as what appear to be philanthropic gifts from a handful of individual foreign donors. See **Appendix A** for a complete list.

² <https://ncesdata.nsf.gov/profiles/site?method=rankingBySource&ds=herd>

³ <https://www.fdiintelligence.com/content/data-trends/global-innovation-leaders-in-2020-79672?saveConsentPreferences=success>

⁴ The full statutory text of [Sec. 117 of the Higher Education Act](#) is available here (<https://www.govinfo.gov/content/pkg/USCODE-2018-title20/pdf/USCODE-2018-title20-chap28-subchapI-partB-sec1011f.pdf>). Public data on foreign-sourced money in U.S. universities is available in several places. The U.S. Department of Education makes this data available on its main Sec. 117 page (<https://www2.ed.gov/policy/highered/leg/foreign-gifts.html>), through a specific reporting tool (<https://sites.ed.gov/foreigngifts/>), and also still offers older, and considerably more detailed, data through a webpage from the agency's Office of Federal Student Aid (<https://studentaid.gov/data-center/school/foreign-gifts>). The Lincoln Network, a U.S.-based technology/policy think tank, has built a helpful tool for slicing and analyzing publicly available Sec. 117 data (<https://lincolnpolicy.org/2022/foreign-influence-in-american-higher-education-the-case-for-additional-transparency-and-enforcement/>).

⁵ <https://studentaid.gov/sites/default/files/ForeignGifts.xls>

Research universities like U.C.-San Francisco have a well-developed system of procedures to manage all this activity. U.C.-San Francisco has a standard [forms library](#)⁶ covering administrative, accounting and legal issues and an [Office of Technology Management and Advancement](#) to provide active support.⁷ This kind of infrastructure is typical at our research universities. Similar resources are provided by the [National Institutes of Health](#)⁸ and the [National Science Foundation](#).⁹

This context is important for understanding how China's companies, individuals and government entities interact with U.S. universities. The discussion of Chinese money in U.S. universities often assumes that the CCP donates large sums of money to U.S. colleges and universities to curry favor, influence the curriculum, and extract intellectual property. That may be the approach of Qatar,¹⁰ by some measures the single-biggest foreign source of money to U.S. universities (see Appendix D), but the Chinese approach defies such easy description. The CCP has enormous assets in the total presence of Chinese students, researchers, affluent individuals, government entities and PRC-based companies on U.S. campuses, and each of those assets presents its own opportunities and challenges for China.

China's government certainly interacts with U.S. universities through its own government-controlled universities and a few government agencies. The best-known example is its Confucius Institutes program, though the total expenditure and influence there is only one part of an ongoing story.¹¹ The CCP itself has occasionally been a direct source of money for U.S. universities. Remarkably, at least one U.S. university had contracts and collaborations worth \$2.3 million with the Central Committee of the CCP over the course of 14 years, as well as a training and scholarly exchange relationship with the Party School of the CCP.¹²

That said, most Chinese money flowing into U.S. universities comes from students' tuition, donations from affluent individuals and research-related contracts with Chinese companies – probably in that order. Students, companies and affluent donors have varying relationships with the CCP, and of course none can be entirely free of its influence. The goal of this Statement is to paint a picture that reflects something of the shape and character of China's opportunities to influence and, at times, interfere with American universities. The picture is necessarily incomplete, however.

Limitations of What We Know

A few notes are in order about the limitations of what we know. First, university disclosures are known to be deficient for many reasons, so the contracts, money totals, and other details discussed below all represent a subset of a larger whole. That subset is what universities have found and chosen to report, reflecting internal decisions about what money is required to be reported and what is not under the not-entirely-clear provisions of Sec. 117 (see a fuller discussion in response to Question 3).

⁶ <https://osr.ucsf.edu/forms>

⁷ <https://innovation.ucsf.edu/office-technology-management-and-advancement-faqs>

⁸ <https://grants.nih.gov/>

⁹ https://www.nsf.gov/publications/index.jsp?org=NSF&archived=false&pub_type=Forms&nsf_org=NSF&search1=

¹⁰ A brief summary of Qatar's approach with links to more comprehensive analysis can be found here: <https://thescif.org/foreign-money-in-u-s-universities-whats-the-real-source-c7d10a9c9d4a>. A list of countries ranked by total transaction values with U.S. universities is at Appendix D of this document.

¹¹ Comprehensive and recent treatments of the Confucius Institutes story can be found in [After Confucius Institutes: China's Enduring Influence on American Higher Education](#), National Association of Scholars, June 15, 2022 (<https://www.nas.org/reports/after-confucius-institutes/full-report>) and [The Middle Kingdom Meets Higher Education: How U.S. Universities Support China's Military-Industrial Complex](#), Foundation for Defense of Democracies, Dec. 9, 2021 (<https://www.fdd.org/analysis/2021/12/09/the-middle-kingdom-meets-higher-education/>).

¹² [*Institutional Compliance with Section 117 of the Higher Education Act of 1965*](#), a report by the U.S. Department of Education, Office of the General Counsel, October 2020, pg. 20, available at: <https://www2.ed.gov/policy/highered/leg/institutional-compliance-section-117.pdf>

As an example, many U.S. universities that hosted Confucius Institutes never disclosed any money from sources in China. This likely means that in the schools' judgment they were under no obligation to do so, either because the amounts in question were not large enough or the nature of the value exchanged did not require disclosure. For example, SUNY-Buffalo had [a very active Confucius Institute](#) for a decade,¹³ but even the most up-to-date disclosures from the university show no money from any source in China. This is not uncommon – and it is at least possible that this lack of disclosure is compliant with the university's obligations under Sec. 117 of the Higher Education Act.

Second, the CCP cultivates relationships with people and entities inside the United States whose dealings with our universities may never have to be disclosed. (State "[sunshine laws](#)"¹⁴ may cast some light on these relationships, but it would presumably still be difficult to identify the role of the CCP or its proxies.)

Third, the CCP also has well-documented foreign relationships, often with affluent people and entities in the Chinese diaspora who, in turn, can have significant relationships with our universities. The example of a Thai company's \$10 million donation to Georgetown University to fund Georgetown's [Initiative for U.S.-China Dialogue on Global Issues](#)¹⁵ is one of several known instances.¹⁶ Money like this will usually appear to come from countries other than China, though in this case the Thai company in question set up a foundation in Hong Kong as a vehicle for the \$10 million gift. For this and other reasons, the data discussed in this Statement generally reflects money from both China and Hong Kong, though it excludes Taiwan.

For these reasons and more, we are unlikely ever to know the total scale of Chinese money and influence in U.S. higher education. That said, the picture became clearer when government attention was focused on the issue in 2019-2020. The U.S. Department of Education conducted investigations into universities that had clearly under-reported or, in some cases, never reported money from China and other countries of concern including Qatar, Russia and Saudi Arabia. A [redacted public report](#) reflects that work.¹⁷ A brief review of the previous administration's concerns regarding China's influence on higher education is contained in this October, 2020 [joint letter](#) from the U.S. Secretaries of State and Education,¹⁸ and a similar assessment of risks associated with China's involvement in American primary and secondary schools is contained in a parallel [joint letter](#) issued at the same time.¹⁹

Question 1. How does China seek to influence U.S. universities through financial means? Please address donations, endowments, contracts, joint research partnerships, and any other relevant activities.

The question above could be read to presume that the CCP deploys financial tools for the primary purpose of influencing U.S. universities. While this happens in some instances, the more common tactic is for the CCP to find ways to leverage the considerable presence of students, companies, donors, and Chinese universities on U.S. campuses. Those players each have their own reasons to engage with U.S. universities apart from any malign intentions of the CCP, yet they represent a leverage point for the CCP to exploit.

In assessing CCP influence, we should begin with students, as their total financial impact dwarfs donations, contracts and the like, and their simple presence on U.S. campuses makes American administrators very reluctant to offend Chinese interests.

¹³ <https://www.buffalo.edu/ubnow/stories/2021/05/confucius-institute-closing.html>

¹⁴ https://agb.org/wp-content/uploads/2019/01/brief_2017_sunshine_laws.pdf

¹⁵ <https://uschinadialogue.georgetown.edu/>

¹⁶ [Report on China Donor Prompts Concern](#), *The Hoya*, February 2, 2016. (<https://thehoya.com/report-on-china-donor-prompts-concern/>)

¹⁷ <https://www2.ed.gov/policy/highered/leg/institutional-compliance-section-117.pdf>

¹⁸ <https://www2.ed.gov/about/offices/list/oep/state-edjointltrreprcinfluence1092020.pdf>

¹⁹ <https://oese.ed.gov/files/2020/10/State-ED-Joint-Letter-to-Chief-State-School-Officers-re-PRC-Influence-Oct.-9-2020.pdf>

As shown in Appendix B, there were approximately 150,000 Chinese undergraduates in U.S. universities before the pandemic. By 2021 there were just over 100,000, and it remains to be seen whether the number will rebound. If we assume, conservatively, that the average student from the PRC paid \$20,000 in tuition, room and board each year, revenues from Chinese undergraduates will have peaked in 2019-20 at around \$3 billion, and should currently total about \$2 billion. If a university were to cut its payroll by one full-time equivalent employee for every \$100,000 drop in its budget, we could estimate that the loss of 50,000 PRC undergraduates during the pandemic would have reduced total U.S. university headcount by at least 10,000 were it not for government pandemic support. The loss or gain of undergraduates from China is a major fiscal and operational issue for many of our universities.

Universities have eagerly recruited and enrolled students from China for over a decade, as Chinese students represent by far the [largest single contingent](#) of foreign undergraduates.²⁰ Universities have also been aware of the concentration risk this creates. In 2017, the University of Illinois [took out an insurance policy](#) specifically to cover the risk of a drop in Chinese student enrollment.²¹

To put the undergraduate tuition number in perspective, as shown in Appendix C, the peak year for Chinese money flowing into U.S. universities through contracts and gifts was 2018, in which universities reported a total of \$700 million. As noted above, this is likely under-reported, but even if we double the reported number it doesn't approach the (minimum) \$3 billion in tuition, room and board that Chinese students were likely paying to U.S. universities before the pandemic, nor does it equal the \$2 billion they are paying now. As the University of Illinois example well illustrates, the CFOs of our major universities are acutely aware of the importance of continuing to enroll a large and, ideally, growing number of undergraduate students from China.²²

Chinese graduate students and researchers are an even more potent economic force. As shown in Appendix B, graduate students from China have totaled around 140,000 for over a decade, and that number remained relatively steady during the pandemic even as undergraduate enrollment fell. Graduate researchers are essential to university revenues because they make it possible for the universities to staff federal research grants; without that labor force, a major university's revenues will evaporate. In 2021, Johns Hopkins, our top R&D university in federal dollar terms, had a total tuition revenue of \$700 million, representing just eleven percent of its total [operating budget](#) of \$6.4 billion. About half of that operating budget came from federal research grants – which depend on graduate researchers of adequate number and quality.²³ Graduate students from China represent perhaps [15-20% of all U.S.-based STEM](#) graduate students, and are the largest foreign contingent, just ahead of India.²⁴ In this way, Chinese graduate students are critical to the largest source of research university revenues. The concentration of this risk is uneven – some universities have labs with few or no Chinese researchers, while others have some labs staffed almost entirely by Chinese nationals.

The roughly 300,000 undergraduate and graduate students from China represent a massive presence both financially and socially, providing the CCP with financial leverage and a point of access to nearly every significant American campus. The CCP's objectives and range of techniques for monitoring²⁵ and leveraging

²⁰ <https://opendoorsdata.org/data/international-students/enrollment-trends/>

²¹ <https://www.insidehighered.com/news/2018/11/29/university-illinois-insures-itself-against-possible-drop-chinese-enrollments>

²² It is, for most universities, a myth that students from China and other foreign countries “pay sticker price” and therefore significantly subsidize American students. In some cases of course this is true – acutely at our elite universities. But for a typical school, the discount rate for foreign students is often the same as it is for American students, i.e., 50% or more off “sticker price.” If we factor in the much-higher cost of recruiting and managing these students, the cross-subsidy may be small or negative. Nevertheless – as any university CFO can tell you – “the money is all green.”

²³ https://finance.jhu.edu/reports_guides/financial_statements.html

²⁴ <https://cset.georgetown.edu/publication/estimating-the-number-of-chinese-stem-students-in-the-united-states/>

²⁵ [NYT: On Campuses Far From China, Still Under Beijing's Watchful Eye](#), [Foreign Policy: China's Long Arm Reaches Into American Campuses – Foreign Policy](#),

the presence of Chinese students on western campuses is beyond the scope of what could be covered here, but as a general matter we can say that American university leaders almost never criticize China,²⁶ and there are many documented instances of universities working to tone down professors and students who cross China in some way.²⁷ Given how critical Chinese graduate researchers are to university operations, it is also likely that university administrators are at least tempted to turn a blind eye to noncompliance in areas of grants administration, documentation of intellectual property rights and so on. And there is plenty of evidence, discussed below, that U.S. universities don't want the full extent of their relationships in the PRC to be known.

None of this is to diminish the importance of contracts and gifts from China. These will be discussed in answer to Question 2.

Question 2. What can one say about the volume, distribution, and impact of China-origin money within U.S. colleges and universities? What data is publicly available, and what limitations to that data exist?

I will answer the first question here (China-origin money) and address the second question (data availability and limitations) in my response to Question 3.

Publicly available data on contracts and gifts from sources in China are better seen than described, so I will briefly describe some key points and encourage Commissioners to skim graphics in noted appendices for the big picture, and lists in noted appendices for some very interesting specifics. The two best sources for this information are a [Sec. 117 data set](#) current through October 17th, 2022²⁸ which, for reasons described in answer to Question 3, contains very little detail about each transaction; and that has far fewer transactions but considerably more detail on the source of each transaction.²⁹

First, as noted above and reflected in Appendix C, reported money from sources in China peaked in 2018 at \$700 million. This was eight times its 2010 level. 2019 totals were above \$600 million, followed by a fall to just below

²⁶ Even when announcing the closure of their Confucius Institutes, U.S. university leaders almost invariably went to great lengths to praise the years of productive collaboration and, in most cases, announce the start of a new partnership with a Chinese "sister university." See Foundation for Defense of Democracies, *supra*. (<https://www.fdd.org/analysis/2021/12/09/the-middle-kingdom-meets-higher-education/>)

²⁷ FIRE has a helpful [tracker of university responses to Chinese censorship](https://www.thefire.org/research-learn/tracker-university-responses-chinese-censorship). (<https://www.thefire.org/research-learn/tracker-university-responses-chinese-censorship>). Here are a few examples and resources on the issue.

1. [Even on U.S. Campuses, China Cracks Down on Students Who Speak Out — ProPublica](#)
2. [VOA: China-Sensitive Topics at US Universities Draw More Online Harassment | Voice of America - English](#)
3. [WaPo: China vs. free speech: What campus clashes in Australia and New Zealand show about Beijing's growing influence](#)
4. [Columbia Cancels Tibet Panel - Students for a Free Tibet](#)
5. [FIRE: Fordham student punished for holding gun in Instagram photo memorializing Tiananmen Square massacre](#)
6. [The Guardian: Queensland student Drew Pavlou's suspension reduced but will remain out of university until 2021](#)
7. [NPR: Chinese Student's Commencement Speech In U.S. Isn't Going Over Well In China : The Two-Way : NPR](#)
8. [Support for Hong Kong on U of G cannon sparks campus conflict](#)
9. [University in England bans Tibetan flag after Chinese student threatened to inform embassy](#)
10. [FP: China's Long Arm Reaches Into American Campuses](#)
11. [Tiffert: Compromising the Knowledge Economy Authoritarian Challenges to Intellectual Inquiry](#)

²⁸ "Section 117 of the Higher Education Act - Public Records Foreign Funding Disclosure Reports Data Sources: Foreign Gifts and Contracts Reporting System (new data) and Postsecondary Education Participants System (legacy data) Date Range: All public records (through 10/17/2022)" available here: <https://sites.ed.gov/foreigngifts/files/2022/12/Section-117-Public-Records-complete-10-17-22.xlsx>

²⁹ "Foreign Gift and Contracts Report with Date Range 01/01/2014 to 06/30/2020 Grouped by: OPEID, State, Foreign Gift Received Date Data Source: Postsecondary Education Participation System 10/19/2020." Available here: <https://studentaid.gov/sites/default/files/ForeignGifts.xls>

\$400 million in 2020 – at least as far as what has been reported to date. The numbers for the first half of 2022 are so low (just over \$100m) as to raise doubts about whether universities are fully reporting – or if perhaps they have begun to structure money flows in such a way that reporting is not required. As discussed in answer to Question 3, this is not hard to do.

Second, the flow of money from sources in China is highly concentrated in elite universities – but hundreds of our universities report at least some money from sources in China and Hong Kong. As reflected in Appendix E, Harvard collected a total of just under \$400 million in the decade from 2013 to 2022, easily claiming the top spot. Yet Yale took in \$284 million, Stanford \$210 million, NYU \$178 million, USC \$178 million, Penn \$170 million, MIT \$164 million, U-Chicago \$153 million, Columbia \$138 million, and UCLA rounds out the top ten at \$104 million. Collectively, the top ten took in about \$2 billion. Beyond the top ten, about 500 colleges and universities report having received at least something from China: in the same decade, all schools combined received \$3.7 billion in 6,361 transactions with 501 institutions, meaning that the bottom 490 institutions split \$1.7 billion between them over the course of a decade.³⁰ If this data can be trusted, the median school got \$340,000 per year from sources in China.

Third, there are many concerning research relationships between U.S. universities and Chinese entities. As an example, Appendix F lists all money from Huawei and its affiliates. As noted above, Huawei is China’s biggest R&D spender, and Appendix F reflects the extent to which that work depends upon our institutions for its success. Between 2014 and 2019, the only years for which we have source names in the public data, Huawei spent \$26 million in 75 separate transactions with 16 of our top research universities, including Cal Tech, Cornell, MIT, Ohio State, Princeton, U.C.-Berkeley, UCLA, U.T.-Austin, and the University of Washington – with which Huawei had a particularly close working relationship, researching Augmented and Virtual Reality in [an institute funded in equal parts by Huawei, Facebook and Google](#).³¹

Fourth, there are hundreds of reported payments to U.S. universities from universities in China, reflecting the fact that major U.S. universities almost all have “sister university” relationships with leading institutions in China. Because a full reflection of those payments is too big even for an Appendix, Appendix G reflects only the contracts and payments from universities in China with known ties to the People’s Liberation Army, as reflected in the analysis of the Australian Strategic Policy Institute’s [China Defence University Tracker](#).³² This data is only for the years 2014-2019, where source names are sometimes disclosed. Twenty-four research universities in the U.S. reported significant payments from military-linked Chinese universities, including three payments worth \$1.3 million to the University of Michigan-Ann Arbor from the Harbin Engineering University, one of China’s “Seven Sons of National Defense.” In all, these schools took in \$71 million, presumably to support joint research initiatives where the American and Chinese universities’ capabilities were complementary.

Fifth, there are about 200 transactions between U.S. universities and organs of the Chinese government *other* than Chinese universities. These events are heavily under-reported as discussed above in the example of SUNY-Buffalo, but nevertheless the public data shows that in the years 2014-2019, U.S. universities took in \$49 million from these sources. Most of the transactions are connected to Confucius Institutes, as some U.S. schools did choose to report at least some of this money, but some of the transactions are with national laboratories or research centers in China. Some are inscrutable - e.g., NYU lists four transactions collectively worth \$1.8 million as having come simply from “Government.”

³⁰ Based on university self-reporting under Sec. 117 as of October 17th, 2022 (<https://sites.ed.gov/foreigngifts/files/2022/12/Section-117-Public-Records-complete-10-17-22.xlsx>)

³¹ <https://siliconangle.com/2018/01/08/university-washington-opens-6m-vr-research-lab-funded-facebook-google-huawei/>

³² Questions on this topic are best directed to Alex Joske, who was centrally involved in creating this online resource: <https://unitracker.aspi.org.au/>

Sixth, we can say that each of the categories above – government and university payments, payments from Huawei and other sanctioned entities, and more – are massively understated, probably by several multiples. This is because until 2020, the most elite universities declined to name the sources of their foreign money when they filled out the Department of Education’s Sec. 117 disclosure form, instead leaving it blank or writing “Anonymous.” This practice is clearly reflected in the data set for 2014-2019, where the vast majority of American schools supplied source names as requested, but most of the top money-getters from China (as noted in Appendix E) declined to name some or all of their sources. Appendix H thus lists \$1.1 billion in transactions with sources in China that the universities declined to name. There are 947 such transactions with 33 U.S. universities, including eight of the top recipients of Chinese funds. As a result, we still have no public record of sources for much of the Chinese funding that went to Harvard, Yale, Stanford, NYU, USC, Penn, MIT, The University of Chicago and over 20 others.

Seventh, all helpful details relating to Chinese money in U.S. universities disappeared from public view starting in 2020 – which is why the discussion of various source types above always makes reference only to the period from 2014-2019. For reasons discussed below, university disclosures to the U.S. Department of Education have increased in their detail and probably their accuracy, but the Department no longer makes most of those details available to the public. The most recent data set ([here](#))³³ is largely blank fields, with only the date, amount, and country of origin shown for the subset of transactions that must be reported under Sec. 117. Given the decline in money being reported (See Appendix C), it appears universities are either receiving less money from sources in China, or receiving money in ways that they believe do not have to be reported.

Question 3. Please explain the process and requirements for universities to disclose foreign donations to the U.S. Department of Education. How compliant are institutions with Section 117? What is the timeline for reporting and are there penalties for not reporting or reporting late?

A full answer to this question extends into the darker regions of administrative law, and I have provided a more detailed treatment [here](#).³⁴ For present purposes, the answers are relatively simple.

- a) At least twice a year (July 31st and Jan. 31st) universities must report all money received from foreign sources totaling over \$250,000 in a calendar year. This is entered into a form administered by Federal Student Aid, a branch of the U.S. Department of Education.
- b) University compliance was highly variable until late 2019, when the U.S. Department of Education made a significant effort to enforce universities’ disclosure obligations. Those efforts are reflected [here](#).³⁵ Universities then scrambled to find current and historical transactions with foreign sources, as reflected in Appendix J. That Appendix shows transactions that took place between 2013 and 2018 but were never reported until 2020 or later. Because of the new public reporting format, the data has no source names, and reflects about 500 transactions with sources in China and Hong Kong totaling \$394 million.
- c) There is no way to know how compliant universities have been since 2021, as all Department of Education investigations and enforcement activity in this area appear to have ceased and all Sec. 117 investigations were [terminated on undisclosed terms](#).³⁶ It is true that university disclosures have fallen, which could be reflective of noncompliance, or it could be that universities have simply ordered their arrangements so as to eliminate their reporting obligations under Sec. 117.

³³ https://sites.ed.gov/foreigngifts/files/2022/12/Section-117_Public-Records_complete_10-17-22.xlsx

³⁴ <https://thescif.org/part-i-foreign-money-in-u-s-universities-44ba92856a0f>

³⁵ <https://www2.ed.gov/policy/highered/leg/foreign-gifts.html>

³⁶ <https://www.cogr.edu/sites/default/files/081622%20FINAL%20August%202022%20ED%20letter%20on%20117%20follow%20up.pdf>

- d) There are no fines or statutory penalties for non-reporting or late reporting, and indeed universities regularly report transactions many years after the fact with no repercussions as noted at (b) above. The entire statutory provision relating to the issue of enforcement and costs reads as follows:³⁷

Whenever it appears that an institution has failed to comply with the requirements of this section . . . a civil action may be brought . . . in an appropriate district court of the United States . . . to request such court to compel compliance with the requirements of this section.

For knowing or willful failure to comply with the requirements of this section . . . an institution shall pay to the Treasury of the United States the full costs to the United States of obtaining compliance, including all associated costs of investigation and enforcement.

[20 U.S.C. 1011f\(f\)\(1\)-\(2\)](#)

The terms of any resolutions that may have been reached with universities in connection with any investigations conducted under Sec. 117 have not been made public. Notice, however, that costs are recoverable only for a “knowing or willful failure to comply” – so ignorance in this case is a complete defense, at least as far as costs go. The cost of defending an investigation is not small, however, and in truth those costs are the real incentive for universities to comply with Sec. 117 – but only if universities believe that investigations may occur. There is no public evidence that any investigations have commenced during the current administration.

Question 4. What office within the Department of Education is responsible for overseeing foreign disclosures? Please describe the Department of Education’s authorities to provide oversight of institutional compliance with Section 117, and identify any related limitations in these authorities.

Sec. 117 does not state which office within the Department of Education should administer or enforce its terms, leaving the Secretary to arrange this as she or he sees fit. Perhaps because universities’ regular interactions with the Department are with the Office of Federal Student Aid, that office has always administered the system that collects disclosures under Sec. 117. Until recently, however, the Office of General Counsel reviewed Sec. 117 data and enforced the statute. Late last year, the whole program was [moved to Federal Student Aid](#)³⁸ – both collection and enforcement. The considerable problems with moving a program of this type to an office within ED that has no investigatory or enforcement capabilities are outlined in [a comment letter](#)³⁹ written by former officials with detailed knowledge of Sec. 117 enforcement. In short, the move to Federal Student Aid reduces the likelihood and efficacy of enforcement.

As noted above, the Department does have some enforcement authorities, though no penalties attach to noncompliance – only recovery of costs, and then only for willful or knowing noncompliance. Generally, the Department of Education can investigate when it has reason to believe a university is not in compliance with its disclosure obligations. Previous to 2020, this was quite difficult to do, since the Department had nothing but the universities’ own disclosures to go on. In some cases, it is possible to compare a university’s public statements

³⁷ 20 U.S.C. 1011f(f)(1)-(2), (<https://www.govinfo.gov/content/pkg/USCODE-2018-title20/pdf/USCODE-2018-title20-chap28-subchapI-partB-sec1011f.pdf>)

³⁸<https://www.cogr.edu/sites/default/files/081622%20FINAL%20August%202022%20ED%20letter%20on%20117%20follow%20up.pdf>

³⁹ <https://dfipolicy.org/wp-content/uploads/2023/02/Public-Comment-Diminished-Sec.-117-Enforcement-by-ED-Docket-No-ED-2022-SCC-0159.pdf>

about foreign partnerships with its Sec. 117 disclosures, but this is an inefficient and uncertain enforcement mechanism.

To provide the Department with greater visibility into universities' foreign funding, the system was revamped in 2020 to require universities to disclose more information than before. At the same time, however, the amount of information made public was significantly reduced. Details on this process are laid out in a 2020 [Electronic Announcement](#)⁴⁰ from Federal Student aid, with details on [reporting requirements](#)⁴¹ and answers to [frequently asked questions](#).⁴²

The current state appears to be this: the Department of Education has a large amount of data in its possession detailing the specifics of transactions with foreign sources, but that kind of information is not freely shared between government agencies. As a result, it is likely that agencies outside the Department of Education do not have access to this important data.

Inter-agency data sharing does not happen easily – the exchange of information between agencies takes place pursuant to protocols and agreements that must be developed in accordance with administrative rules. Critical Sec. 117 data will only be shared with, e.g., the State Department, F.B.I. and other agencies if the current administration makes significant efforts to this end. The Department's near-total inaction on matters related to Sec. 117 suggests that no such thing has happened, which means that the details of our universities' collaborations with foreign sources have effectively been sequestered for over two years.

Question 5. How well are U.S. universities positioned to conduct “due diligence” of their ties with China?

Anyone who has been solicited for a charitable donation to an American college or university knows that their development offices' systems of recordkeeping and administration are formidable. When it comes to gifts, universities know exactly where their money comes from.

As to contracts, there are – as discussed in examples at the top of this paper – significant resources and administrative structures at our research universities devoted to compliance, accounting and controls. Universities know exactly who their contracting counterparties are. Moreover, each university – like any nonprofit – files an IRS Form 990 each year, on which the school must report money from foreign governments.

More fundamentally, research universities have always had extensive compliance obligations attendant to their receipt of research funds from agencies like the NIH and NSF. Those obligations have recently been enhanced with the most recent [CHIPS and Science Act](#)⁴³ under which foreign support above \$50,000 must be disclosed to the NSF.⁴⁴ (Notably, the statute does not address whether the NSF should make that information public.) Given this, universities are gearing up their administrative and compliance capabilities, and the effect should be an even better capability to capture detail about foreign collaborations and foreign funding sources.

⁴⁰ <https://fsapartners.ed.gov/knowledge-center/library/electronic-announcements/2020-06-22/reminder-report-ownershipcontrol-and-contractsgifts-foreign-sources>

⁴¹ <https://fsapartners.ed.gov/sites/default/files/attachments/2020-06/062220ReminderRprtOwnerContrlContrctsGiftsForeignSrcAppendixA.docx>

⁴² <https://fsapartners.ed.gov/sites/default/files/attachments/2020-06/062220ReminderRprtOwnerContrlContrctsGiftsForeignSrcAppendixB.docx>

⁴³ https://www.bennet.senate.gov/public/_cache/files/4/0/40919cb4-ff63-4434-8ae2-897a4a026b30/7BCDD84F555A6B85BEC800514F1D3AFD.chips-and-science-act-of-2022-section-by-section.pdf

⁴⁴ From the Senate summary of the relevant provision:

Sec. 10339B. Foreign financial support. Directs the Foundation to collect annual summaries of foreign financial support from universities and authorizes the Foundation to request copies of contracts or documentation related to such disclosures. The provision establishes a reporting threshold of \$50,000 or more, including gifts and contracts, received directly or indirectly from a foreign source.

So universities know their research partners and funding sources – but understanding how those partners and sources relate to systems of malign influence and interference is another matter entirely. Universities are no better equipped than corporations to assess this sort of thing. In the corporate context, highly specialized consultancies help companies identify “politically exposed persons” (largely in the context of Foreign Corrupt Practices Act compliance) and otherwise assess at least some risks of this nature. In the university context, schools would need to collaborate at the vetting stage with government resources with knowledge of U.S. national interests, CCP tactics, its front organizations and its affiliates. Nothing like this happens today as common practice, though some top research universities are likely making progress.

Question 6. The Commission is mandated to make policy recommendations to Congress based on its hearings and other research. What are your recommendations for Congressional action?

1. Congress should pressure the U.S. Department of Education to put necessary information-sharing arrangements in place with law enforcement and intelligence agencies as soon as possible to provide those agencies with all Sec. 117 data shared to date by U.S. universities.
2. Universities should be required to vet with a competent organ of the U.S. federal government incoming contracts and gifts which they have a reasonable basis to believe are or could be coming from sources in or affiliated with the People’s Republic of China.
3. Transactions and partnerships with the CCP, its entities or known affiliates should be barred.
4. Universities should be required to disclose all money from foreign sources above \$10,000, and full details of those transactions should be made public except under defined circumstances.
5. Management of the disclosure program should be moved from the U.S. Department of Education, whose mandate does not involve foreign policy, to an agency more appropriate to the task – e.g., Treasury or the Office of the Director of National Intelligence.
6. The United States should fund and support an increase in the talent pipeline of STEM graduate students from the United States and potentially other countries so that our universities can continue their critical research work with less dependence on talent from the PRC.

APPENDIX A: All foreign contracts and gifts as reported by UC-San Francisco, 2019

Based on a [Sec. 117 data set](#) available on the Federal Student Aid website, covering the time period from January 1st 2014 through June 30th, 2020.⁴⁵

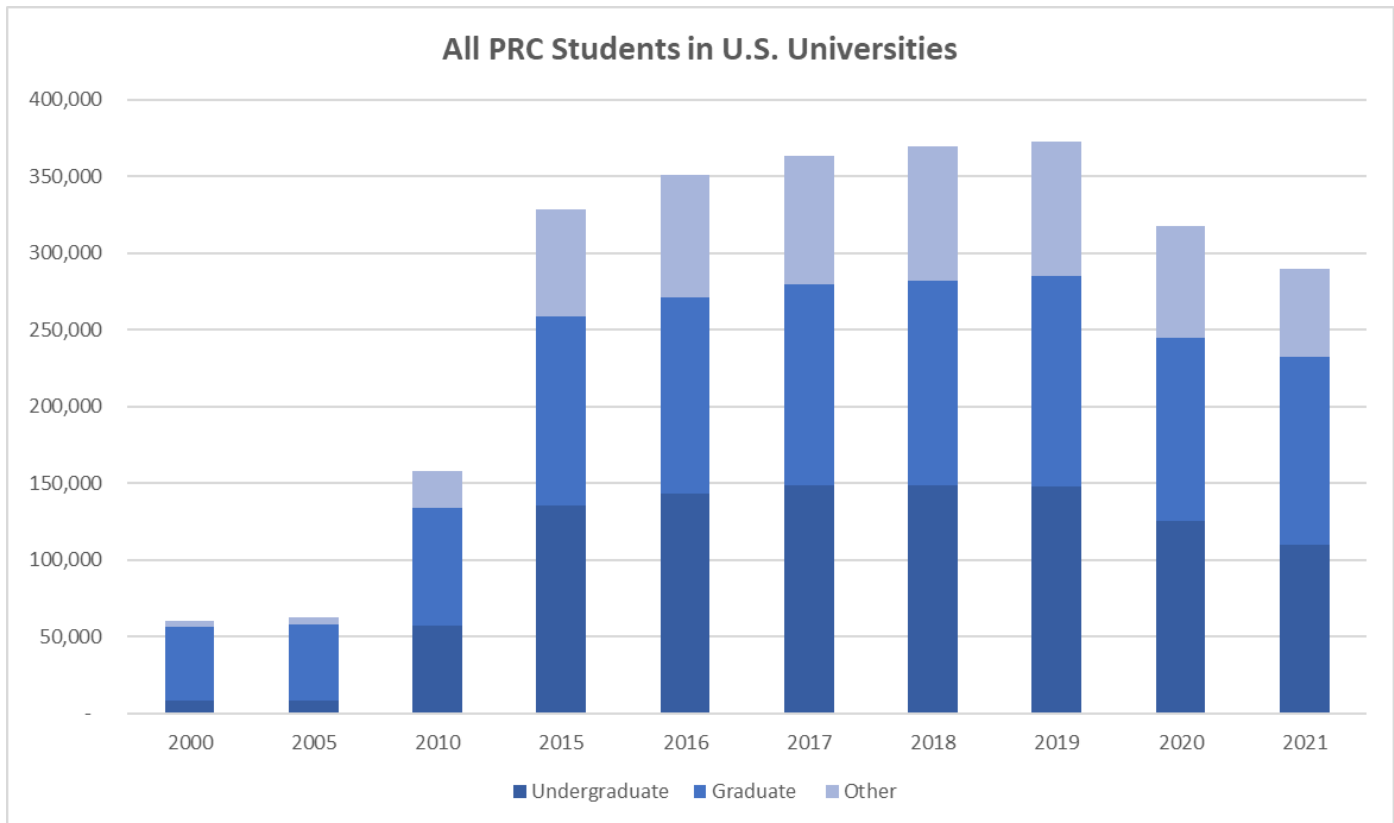
	Source	Amount	Type	Country
1	Astra Zeneca UK Limited	\$1,013,624	Contract	ENGLAND
2	AstraZeneca LP	\$1,838,222	Contract	ENGLAND
3	Bayer AG	\$251,063	Contract	GERMANY
4	Centre Natl de la Recherche Sci.	\$255,707	Contract	FRANCE
5	Chau Hoi Shuen Foundation	\$376,066	Gift	HONG KONG
6	Chau Hoi Shuen Foundation, Ltd.	\$376,065	Gift	HONG KONG
7	Clementia Pharmaceuticals Inc.	\$614,561	Contract	CANADA
8	Clementia Pharmaceuticals Inc.	\$602,008	Contract	CANADA
9	CPB Equity Co., Ltd.	\$1,000,000	Gift	THAILAND
10	CPB Equity Co., Ltd.	\$1,500,000	Gift	THAILAND
11	Ctr for Infectious Disease Zambia	\$262,702	Contract	ZAMBIA
12	Daiichi Sankyo Co. Ltd.	\$3,000,000	Contract	JAPAN
13	Daiichi Sankyo Co., Ltd.	\$3,291,578	Contract	JAPAN
14	Euro Health Group AS	\$417,010	Contract	DENMARK
15	F. Hoffman-LaRoche, Ltd.	\$351,949	Contract	SWITZERLAND
16	F. Hoffmann-La Roche Ltd.	\$450,000	Contract	SWITZERLAND
17	Glaxo Smith Kline	\$18,179,408	Contract	ENGLAND
18	International General Ins. Company	\$250,000	Gift	JORDAN
19	International General Insurance Co	\$250,000	Gift	JORDAN
20	Kahn Foundation	\$299,985	Gift	ISRAEL
21	MedDay	\$255,373	Contract	FRANCE
22	MedDay	\$590,835	Contract	FRANCE
23	Mitsubishi	\$256,073	Contract	JAPAN
24	Mitsubishi	\$291,202	Contract	JAPAN
25	Mr. Chuanwei Dexter Lu	\$250,000	Gift	HONG KONG
26	Mr. Henry S. Sy Sr.	\$300,000	Gift	PHILIPPINES
27	Mr. Wasef Jabsheh, CEO	\$250,000	Gift	JORDAN
28	Nihon Kohden	\$261,160	Contract	JAPAN
29	Novartis AG	\$909,814	Contract	SWITZERLAND
30	Novo Nordisk	\$1,554,000	Contract	DENMARK
31	ONO Pharmaceutical Co. Ltd.	\$251,643	Contract	JAPAN
32	Samsung Electronics Co, Ltd.	\$548,168	Contract	KOREA
33	Sanofi US Services Inc.	\$398,264	Contract	FRANCE
34	Sansanee Chaiyaroj	\$418,000	Gift	THAILAND
35	ShangPharma Innovation, Inc.	\$319,745	Contract	CHINA
36	Swedish Orphan Biovitrum AB	\$296,123	Contract	SWEDEN
37	Tasly Pharmaceuticals, Inc.	\$1,540,240	Contract	CHINA
38	Trex Bio Limited	\$783,411	Contract	ENGLAND

⁴⁵ <https://studentaid.gov/sites/default/files/ForeignGifts.xls>

39	Trex Bio Limited	\$838,371	Contract	ENGLAND
40	Zenith Epigenetics Ltd.	\$484,020	Contract	CANADA
	TOTAL	\$45,376,390		

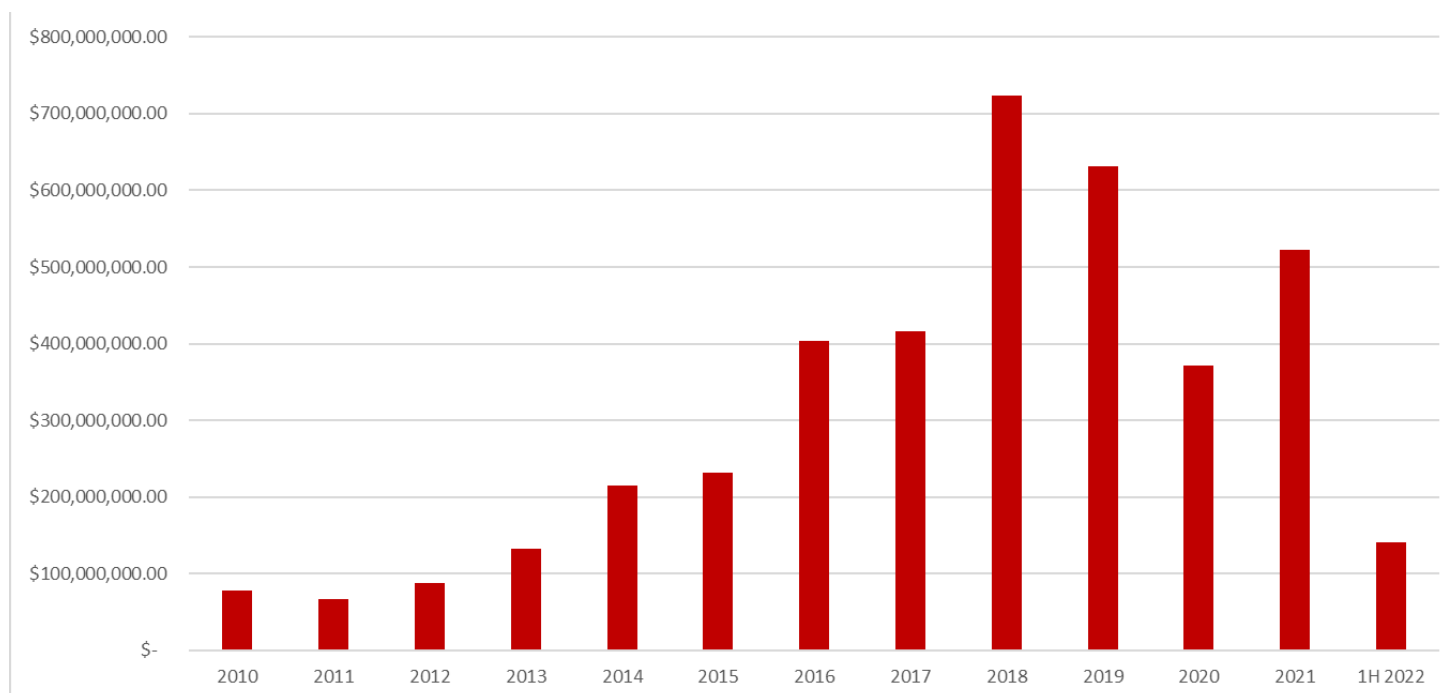
APPENDIX B: Enrollment of PRC Students in U.S. Universities, 2000-2021

Data drawn from [IIE Open Doors](#)⁴⁶

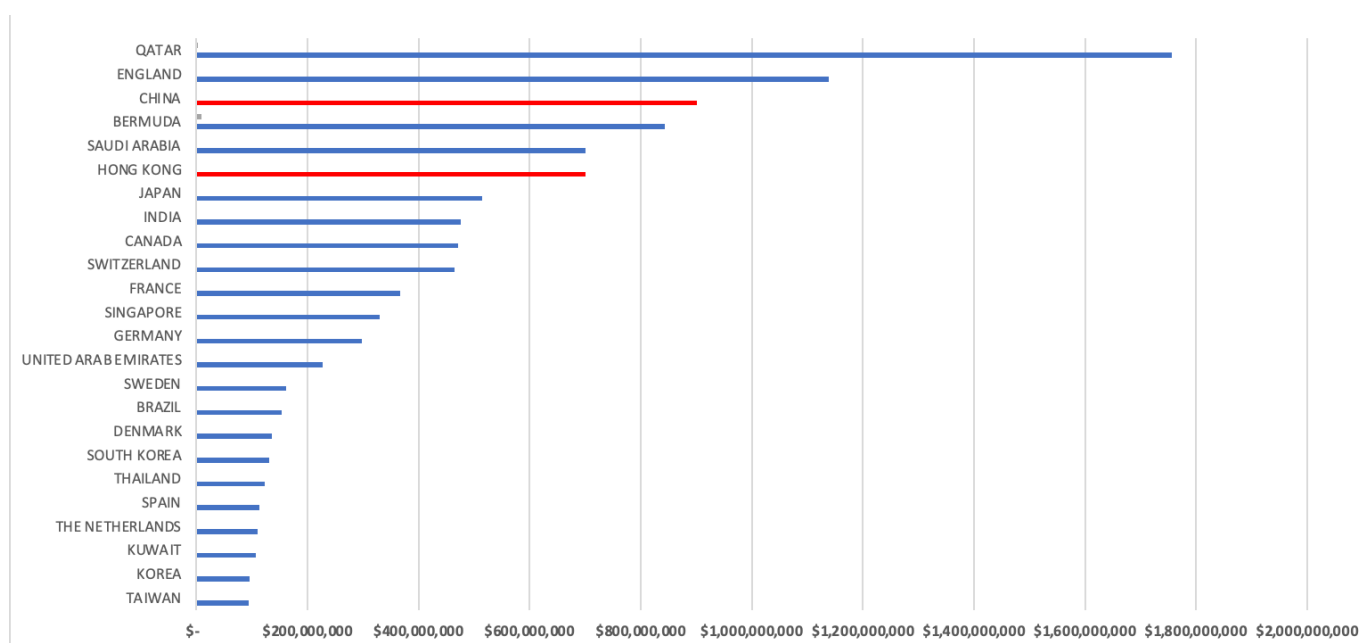


⁴⁶ <https://opendoorsdata.org/data/international-students/academic-level-and-places-of-origin/>

APPENDIX C: All money from China and Hong Kong reported by U.S. universities, 2010-2022
 Based on the [Sec. 117 data set](#) available on the U.S. Department of Education website, current through October 17th, 2022



APPENDIX D: All foreign money reported by U.S. universities by country, 2014 – 2019
 Based on a [Sec. 117 data set](#) available on the Federal Student Aid website, covering the time period from January 1st 2014 through June 30th, 2020



APPENDIX E: Top 50 U.S. university recipients of money from sources in China and Hong Kong, 2013-2022

Based on the [Sec. 117 data set](#) available on the U.S. Department of Education website, current through October 17th, 2022

	University	Total
1	Harvard University	\$ 396,420,265.45
2	Yale University	\$ 284,580,302.50
3	Stanford University	\$ 210,163,808.74
4	New York University	\$ 178,820,409.40
5	University of Southern California	\$ 178,603,657.80
6	University of Pennsylvania	\$ 170,752,051.63
7	MIT	\$ 164,394,882.00
8	University of Chicago (The)	\$ 153,725,241.26
9	Columbia University in the City of New York	\$ 138,967,588.00
10	UC-Los Angeles	\$ 104,154,552.00
11	UC-Berkeley	\$ 96,440,148.00
12	Cornell University	\$ 85,181,815.00
13	Rochester Institute of Technology	\$ 79,095,953.00
14	University of Illinois	\$ 71,424,903.00
15	Arizona State University	\$ 66,642,030.38
16	University of Texas MD Anderson Cancer Center	\$ 65,485,640.00
17	University of Michigan - Ann Arbor	\$ 64,470,705.54
18	Princeton University	\$ 64,026,871.00
19	Kean University	\$ 50,529,499.76
20	Cal Tech	\$ 41,175,150.14
21	Bryant University	\$ 39,979,722.92
22	Carnegie Mellon University	\$ 38,394,435.00
23	University of North Dakota	\$ 36,811,757.35
24	UC-San Francisco	\$ 35,777,340.36
25	Whittier College	\$ 35,300,000.00
26	University of Houston	\$ 34,140,695.00
27	Chamberlain University	\$ 32,910,110.00
28	Duke University	\$ 31,263,628.22
29	University of Massachusetts Medical School	\$ 26,331,838.74
30	UT- Austin	\$ 25,341,776.26
31	Spartan College of Aeronautics and Technology	\$ 25,131,510.00
32	Brown University	\$ 24,956,601.65
33	Ball State University	\$ 22,829,385.50
34	University of Arizona (The)	\$ 21,713,131.80

35	Rutgers, the State University of New Jersey	\$	21,232,588.00
36	Northwestern University	\$	20,566,014.73
37	Georgia Institute of Technology	\$	19,645,032.00
38	Johns Hopkins University	\$	19,431,836.79
39	UC-San Diego	\$	19,054,083.09
40	Missouri State University	\$	17,063,761.42
41	New York Institute of Technology	\$	15,269,144.90
42	Texas A&M University	\$	15,264,930.00
43	Georgetown University	\$	15,071,091.00
44	UT- Arlington	\$	14,144,246.00
45	Ohio State University	\$	13,293,410.43
46	Tulane University	\$	12,604,884.00
47	UC-Irvine	\$	12,179,470.00
48	U-Illinois Chicago	\$	12,158,065.36
49	University of Louisville	\$	11,830,017.00
50	University of Kentucky	\$	10,508,590.00

APPENDIX F: All reported money from Huawei and its affiliates (2014-2019)

Based on a [Sec. 117 data set](#) available on the Federal Student Aid website, covering the time period from January 1st 2014 through June 30th, 2020

U.S. University	Date	Amount	Type	Source
Cal Tech	10/09/2018	\$90,000.00	Gift	Huawei Technologies
Cal Tech	12/06/2018	\$160,000.00	Gift	Huawei Technologies
Cal Tech	03/01/2019	\$179,990.00	Gift	Huawei Technologies
Cal Tech	12/30/2019	\$90,000.00	Gift	Huawei Technologies
Cornell University	01/14/2016	\$60,000.00	Gift	Huawei Technologies Co. Ltd
Cornell University	08/18/2016	\$118,413.00	Gift	Huawei Technologies Co. Ltd
Cornell University	12/05/2016	\$174,830.00	Gift	Huawei Technologies Co. Ltd
Cornell University	01/19/2017	\$60,000.00	Gift	Huawei Technologies Co. Ltd
Cornell University	04/17/2017	\$118,413.00	Gift	Huawei Technologies Co. Ltd
Cornell University	06/22/2017	\$98,879.00	Gift	Huawei Technologies Co. Ltd
Cornell University	08/02/2017	\$98,000.00	Gift	Huawei Technologies Co. Ltd
Cornell University	10/23/2017	\$1,452,918.00	Contract	HUAWEI INVESTMENT & HOLDING CO. LTD
Cornell University	11/30/2017	\$3,918,010.00	Contract	HUAWEI INVESTMENT & HOLDING CO. LTD
Cornell University	11/30/2017	\$98,880.00	Gift	Huawei Technologies Co. Ltd
Cornell University	07/27/2018	\$98,880.00	Gift	Huawei Technologies Co. Ltd
Cornell University	08/15/2018	\$35,000.00	Gift	Huawei Technologies Co. Ltd
Cornell University	09/21/2018	\$35,000.00	Gift	Huawei Technologies Co. Ltd
Cornell University	12/05/2018	\$98,880.00	Gift	Huawei Technologies Co. Ltd
MIT	12/20/2017	\$500,000.00	Gift	HUAWEI TECHNOLOGIES CO.
Ohio State University	01/04/2016	\$96,867.00	Contract	Huawei Technologies Co.
Ohio State University	02/23/2016	\$350,000.00	Contract	Huawei Technologies Co.
Ohio State University	06/28/2016	\$299,939.00	Contract	Huawei Technologies Co.
Ohio State University	01/31/2017	\$90,210.00	Gift	Huawei Technologies Co
Ohio State University	02/06/2017	\$36,290.00	Gift	Huawei Technologies Co
Ohio State University	07/03/2017	\$360,000.00	Gift	Huawei Technologies Co
Princeton University	07/15/2017	\$150,000.00	Gift	Huawei Technologies, Ltd.
Princeton University	12/15/2017	\$124,990.00	Gift	Huawei Technologies, Ltd.
University of Arizona (The)	10/23/2017	\$347,641.00	Contract	Huawei Technologies Company, Ltd.
UC-Berkeley	12/31/2014	\$385,000.00	Gift	Huawei Technologies Co., Ltd.

UC-Berkeley	05/08/2015	\$580,000.00	Gift	Huawei Technologies Co., Ltd.
UC-Berkeley	02/09/2016	\$245,000.00	Gift	Huawei Technologies Co., Ltd.
UC-Berkeley	09/20/2016	\$900,000.00	Gift	Huawei Technologies Co, LTD
UC-Berkeley	02/07/2017	\$500,000.00	Gift	Huawei Technologies Co., Ltd
UC-Berkeley	02/14/2018	\$500,000.00	Gift	Huawei Technologies Co., Ltd.
UC-Berkeley	10/18/2018	\$440,000.00	Gift	Huawei Technologies Co., Ltd.
UC-Berkeley	02/22/2019	\$2,983,860.00	Gift	Futurewei Technologies, Inc.
UC-Berkeley	03/13/2019	\$300,000.00	Gift	Huawei Technologies Co., Ltd.
UC-Los Angeles	05/31/2016	\$150,000.00	Gift	Huawei Technologies, USA
UC-Los Angeles	10/26/2017	\$149,900.00	Gift	HUAWEI TECHNOLOGIES CO
UC-Los Angeles	01/12/2018	\$49,990.00	Gift	Huawei Technologies
UC-Los Angeles	01/30/2018	\$149,990.00	Gift	Huawei Technologies
U-Illinois Chicago	12/20/2018	\$500,000.00	Contract	FutureWei Technologies Inc
University of Illinois	12/11/2015	\$290,000.00	Contract	Huawei Technologies Co Ltd
University of Illinois	08/31/2017	\$599,990.00	Contract	Huawei Technologies Co
University of Illinois	11/09/2018	\$251,423.00	Contract	Huawei Technologies Co
University of Maryland	01/18/2018	\$65,779.00	Gift	Huawei Technologies Company Inc
University of Maryland	02/28/2018	\$49,990.00	Gift	Huawei Technologies Company Inc
University of Maryland	04/13/2018	\$213,562.00	Gift	Huawei Technologies Company Inc
UT- Austin	01/25/2018	\$50,000.00	Contract	Huawei Technologies Co., Ltd
UT- Austin	06/20/2018	\$124,712.00	Contract	Huawei Technologies Co., Ltd
UT- Austin	06/20/2018	\$124,990.00	Contract	Huawei Technologies Co., Ltd
UT- Austin	06/20/2018	\$125,000.00	Contract	Huawei Technologies Co., Ltd
UT- Austin	06/21/2018	\$124,981.00	Contract	Huawei Technologies Co., Ltd
UT- Austin	06/25/2018	\$124,768.00	Contract	Huawei Technologies Co. Ltd
UT- Austin	06/25/2018	\$126,096.00	Contract	Huawei Technologies Co. Ltd
UT- Austin	06/26/2018	\$125,523.00	Contract	Huawei Technologies Co., Ltd
UT- Austin	09/12/2018	\$29,990.00	Gift	Huawei Software Technologies Co. Lt
UT- Austin	10/04/2018	\$79,990.00	Gift	Huawei Software Technologies Co. Lt
UT- Dallas	07/25/2015	\$35,190.00	Contract	Huawei Technologies Co Ltd
UT- Dallas	07/25/2015	\$129,201.00	Contract	Huawei Technologies Co Ltd
UT- Dallas	12/03/2015	\$105,000.00	Gift	Huawei Technologies Co Ltd
University of Washington	03/26/2018	\$1,099,990.00	Gift	Huawei Technologies, Co., Ltd
University of Washington	08/17/2018	\$10,000.00	Gift	Huawei Technologies Co, Ltd
University of Washington	09/10/2018	\$149,990.00	Gift	Huawei Technologies, Co., Ltd
University of Washington	11/13/2018	\$33,977.00	Gift	Huawei Technologies, Co., Ltd
University of Washington	12/19/2018	\$499,990.00	Gift	Huawei Technologies, Co., Ltd
University of Washington	12/31/2018	\$529,990.00	Gift	Huawei Technologies, Co., Ltd
University of Washington	01/07/2019	\$90,000.00	Gift	Huawei Technologies, Co., Ltd
University of Washington	01/22/2019	\$499,990.00	Gift	Huawei Technologies, Co., Ltd
University of Washington	01/29/2019	\$290,000.00	Gift	Huawei Technologies, Co., Ltd
University of Washington	03/29/2019	\$1,099,990.00	Gift	Huawei Technologies, Co., Ltd
University of Washington	12/18/2019	\$150,000.00	Gift	Futurewei
University of Washington	12/18/2019	\$500,000.00	Gift	Futurewei

University of Wisconsin	12/11/2018	\$267,498.00	Gift	Huawei Technologies Co Ltd
Virginia Tech	10/27/2014	\$329,992.00	Contract	Huawei Technologies Co Ltd
Washington University in St. Louis	10/26/2015	\$292,959.00	Contract	Huawei Technologies Co. Ltd
	TOTAL	\$25,796,321.00		

APPENDIX G: U.S. university transactions with PRC universities with ties to the Chinese military
Based on a [Sec. 117 data set](#) available on the Federal Student Aid website, covering the time period from January 1st 2014 through June 30th, 2020. PRC-based universities are designated as Medium, High or Very High military/security risk based on connections with China's PLA or other military apparatus, as reflected in the Australian Strategic Policy Institute's [China Defence Universities Tracker](#).⁴⁷

U.S. University	Date	Amount	Country	PRC University
Arizona State University	08/26/2016	\$628,425.00	CHINA	SAIF@Shanghai Jiaotong University [HIGH RISK]
Arizona State University	09/28/2016	\$3,940.00	CHINA	SAIF@Shanghai Jiaotong University [HIGH RISK]
Arizona State University	11/18/2016	\$17,495.00	CHINA	SAIF@Shanghai Jiaotong University [HIGH RISK]
Arizona State University	06/02/2017	\$31,640.00	CHINA	SAIF@Shanghai Jiaotong University [HIGH RISK]
Arizona State University	06/02/2017	\$31,640.00	CHINA	SAIF@Shanghai Jiaotong University [HIGH RISK]
Arizona State University	06/08/2017	\$1,201,515.00	CHINA	SAIF@Shanghai Jiaotong University [HIGH RISK]
Arizona State University	06/08/2017	\$1,201,515.00	CHINA	SAIF@Shanghai Jiaotong University [HIGH RISK]
Arizona State University	11/30/2017	\$115,248.00	CHINA	SAIF@Shanghai Jiaotong University [HIGH RISK]
Arizona State University	08/06/2018	\$771,328.00	CHINA	SAIF@Shanghai Jiaotong University [HIGH RISK]
Arizona State University	08/06/2018	\$726,160.00	CHINA	SAIF@Shanghai Jiaotong University [HIGH RISK]
Arizona State University	01/22/2019	\$268,555.00	CHINA	SAIF@Shanghai Jiaotong University [HIGH RISK]
Arizona State University	01/22/2019	\$927,760.00	CHINA	SAIF@Shanghai Jiaotong University [HIGH RISK]
Arizona State University	04/09/2019	\$287,625.00	CHINA	SAIF@Shanghai Jiaotong University [HIGH RISK]
Arizona State University	04/09/2019	\$917,290.00	CHINA	SAIF@Shanghai Jiaotong University [HIGH RISK]
Arizona State University	05/06/2019	\$1,006,725.00	CHINA	SAIF@Shanghai Jiaotong University [HIGH RISK]
Arizona State University	05/06/2019	\$306,170.00	CHINA	SAIF@Shanghai Jiaotong University [HIGH RISK]
Babson College	11/16/2016	\$15,000.00	CHINA	Xiamen University [MEDIUM RISK]
Babson College	12/31/2016	\$50,000.00	CHINA	Xiamen University [MEDIUM RISK]
Babson College	12/31/2016	\$50,000.00	CHINA	Xiamen University [MEDIUM RISK]
Babson College	03/30/2017	\$50,000.00	CHINA	Xiamen University

⁴⁷ <https://unitracker.aspi.org.au/>

				[MEDIUM RISK]
Babson College	05/16/2017	\$75,000.00	CHINA	Xiamen University [MEDIUM RISK]
Babson College	05/31/2017	\$75,000.00	CHINA	Xiamen University [MEDIUM RISK]
Colorado State University	05/15/2017	\$10,447.00	CHINA	Harbin Engineering University [VERY HIGH RISK, SEVEN SONS OF NATIONAL DEFENSE]
Colorado State University	12/31/2019	\$19,800.00	CHINA	Hunan Univ [VERY HIGH RISK]
Cornell University	03/04/2014	\$563,431.00	CHINA	Dalian University of Technology [MEDIUM RISK]
Frostburg State University	12/30/2019	\$334,023.00	CHINA	Hunan University of Technology and [HIGH RISK]
Georgia Institute of Technology	07/08/2015	\$285,000.00	CHINA	Tsinghua University [VERY HIGH RISK]
Georgia Institute of Technology	06/09/2016	\$45,000.00	CHINA	TSINGHUA UNIVERSITY [VERY HIGH RISK]
Georgia Institute of Technology	06/23/2016	\$500,000.00	CHINA	TSINGHUA UNIVERSITY [VERY HIGH RISK]
Northwood University	05/10/2019	\$50,504.00	CHINA	Jilin University [VERY HIGH RISK]
Northwood University	05/31/2019	\$4,858.00	CHINA	Jilin University [VERY HIGH RISK]
Northwood University	07/31/2019	\$2,188.00	CHINA	Jilin University [VERY HIGH RISK]
Northwood University	09/13/2019	\$230,132.00	CHINA	Jilin University [VERY HIGH RISK]
Northwood University	12/23/2019	\$2,625.00	CHINA	Jilin University [VERY HIGH RISK]
Rochester Institute of Technology	03/21/2019	\$1,106,675.00	CHINA	Beijing Jiaotong University [MEDIUM RISK]
Texas A&M University	03/20/2017	\$419,000.00	CHINA	Ocean University of China [MEDIUM RISK]
Texas A&M University	11/08/2019	\$419,000.00	CHINA	Ocean University of China [MEDIUM RISK]
Texas A&M University	08/16/2017	\$7,930.00	CHINA	Ocean University of China [MEDIUM RISK]
Texas A&M University	11/27/2017	\$419,000.00	CHINA	Ocean University of China [MEDIUM RISK]
University of Arizona (The)	01/01/2016	\$630,000.00	CHINA	Ocean University of China [MEDIUM RISK]
University of Arizona (The)	01/01/2017	\$1,112,000.00	CHINA	Ocean University of China [MEDIUM RISK]
University of Arizona (The)	04/09/2018	\$672,307.00	CHINA	Ocean University of China [MEDIUM RISK]
University of Arizona (The)	11/23/2018	\$917,325.00	CHINA	Ocean University of China [MEDIUM RISK]
University of Arizona (The)	05/06/2019	\$907,321.00	CHINA	Ocean University of China [MEDIUM RISK]
University of Arizona (The)	11/13/2019	\$924,827.00	CHINA	Ocean University of China [MEDIUM RISK]
University of Arkansas	06/30/2017	\$353,165.00	CHINA	Soochow University [MEDIUM RISK]
UC-Los Angeles	10/31/2016	\$12,000.00	CHINA	JILIN UNIVERSITY [VERY HIGH RISK]
UC-Los Angeles	10/29/2014	\$93,281.00	CHINA	Shanghai Jiao Tong Univ Schl of Med [HIGH RISK]
University of Houston	05/16/2019	\$56,000.00	CHINA	South China University of Technolog [MEDIUM RISK]

University of Houston	07/03/2019	\$800.00	CHINA	THIRD MILITARY MEDICAL UNIVERSITY [VERY HIGH RISK]
U-Illinois Chicago	02/01/2017	\$40,500.00	CHINA	Changchun University of Science an [HIGH RISK]
U-Illinois Chicago	02/01/2018	\$81,000.00	CHINA	Changchun University of Science an [HIGH RISK]
U-Illinois Chicago	02/01/2019	\$141,500.00	CHINA	Changchun University of Science an [HIGH RISK]
U-Illinois Chicago	01/01/2017	\$130,000.00	CHINA	Institute of Tsinghua University [VERY HIGH RISK]
U-Illinois Chicago	01/01/2017	\$26,000.00	CHINA	Institute of Tsinghua University [VERY HIGH RISK]
U-Illinois Chicago	01/01/2017	\$104,000.00	CHINA	Institute of Tsinghua University [VERY HIGH RISK]
U-Illinois Chicago	01/01/2017	\$94,500.00	CHINA	Northeastern University [MEDIUM RISK]
University of Illinois	03/22/2019	\$796,250.00	CHINA	Zhejiang University [HIGH RISK]
University of Illinois	08/25/2016	\$19,500,000.00	CHINA	Zhejiang University [HIGH RISK]
University of Illinois	09/29/2016	\$6,077,500.00	CHINA	Zhejiang University [HIGH RISK]
University of Illinois	11/22/2016	\$682,500.00	CHINA	Zhejiang University [HIGH RISK]
University of Illinois	03/21/2018	\$29,025.00	CHINA	Zhejiang University [HIGH RISK]
University of Illinois	03/26/2018	\$438,740.00	CHINA	Zhejiang University [HIGH RISK]
University of Illinois	08/30/2018	\$511,875.00	CHINA	Zhejiang University [HIGH RISK]
University of Illinois	01/14/2019	\$910,000.00	CHINA	Zhejiang University [HIGH RISK]
University of Illinois	03/07/2019	\$10,252.00	CHINA	Zhejiang University [HIGH RISK]
University of Illinois	03/07/2019	\$29,025.00	CHINA	Zhejiang University [HIGH RISK]
University of Illinois	03/21/2019	\$10,252.00	CHINA	Zhejiang University [HIGH RISK]
University of Illinois	04/24/2019	\$341,250.00	CHINA	Zhejiang University [HIGH RISK]
University of Indianapolis	12/09/2019	\$376,130.00	CHINA	Zhejiang University [HIGH RISK]
University of Kentucky	09/12/2017	\$306,073.00	CHINA	Tsinghua University [VERY HIGH RISK]
University of Michigan - Ann Arbor	06/02/2016	\$400,000.00	CHINA	Harbin Engineering University [VERY HIGH RISK, SEVEN SONS OF NATIONAL DEFENSE]
University of Michigan - Ann Arbor	01/19/2018	\$500,000.00	CHINA	Harbin Engineering University [VERY HIGH RISK, SEVEN SONS OF NATIONAL DEFENSE]
University of Michigan - Ann Arbor	01/19/2018	\$400,000.00	CHINA	Harbin Engineering University [VERY HIGH RISK, SEVEN SONS OF NATIONAL DEFENSE]
University of Michigan - Ann Arbor	06/03/2019	\$2,000,000.00	CHINA	So, China University of Technology [MEDIUM RISK]
University of Michigan - Ann Arbor	07/24/2018	\$580,000.00	CHINA	Xiamen University [MEDIUM RISK]
University of Minnesota - Twin Cities	08/09/2017	\$604,725.00	CHINA	Sun Yat-Sen University [HIGH RISK]

University of Minnesota - Twin Cities	01/01/2018	\$719,092.00	CHINA	Sun Yat-Sen University [HIGH RISK]
University of Minnesota - Twin Cities	01/01/2018	\$738,593.00	CHINA	Sun Yat-Sen University [HIGH RISK]
University of Minnesota - Twin Cities	01/01/2018	\$652,527.00	CHINA	Sun Yat-Sen University [HIGH RISK]
University of Minnesota - Twin Cities	03/05/2018	\$150,000.00	CHINA	Sun Yat-Sen University [HIGH RISK]
University of Pennsylvania	04/05/2019	\$150,000.00	CHINA	ZHEJIANG UNIVERSITY [HIGH RISK]
University of Pennsylvania	05/28/2019	\$150,000.00	CHINA	ZHEJIANG UNIVERSITY [HIGH RISK]
University of Pennsylvania	05/31/2019	\$125,236.00	CHINA	ZHEJIANG UNIVERSITY [HIGH RISK]
University of Pittsburgh	09/24/2014	\$150,000.00	CHINA	Tsinghua University [VERY HIGH RISK]
University of Pittsburgh	05/01/2016	\$200,000.00	CHINA	Tsinghua University [VERY HIGH RISK]
University of Pittsburgh	07/01/2016	\$239,971.00	CHINA	Tsinghua University [VERY HIGH RISK]
University of Pittsburgh	07/01/2017	\$200,000.00	CHINA	Tsinghua University [VERY HIGH RISK]
University of Pittsburgh	07/01/2018	\$200,000.00	CHINA	Tsinghua University [VERY HIGH RISK]
University of Pittsburgh	07/01/2019	\$200,000.00	CHINA	Tsinghua University [VERY HIGH RISK]
University of South Alabama	03/14/2018	\$560,000.00	CHINA	Tongi Univ School of Medicine [MEDIUM RISK]
University of South Alabama	07/01/2019	\$560,000.00	CHINA	Tongi University [MEDIUM RISK]
UT- Arlington	07/25/2019	\$729,958.00	CHINA	University of Science & Technology [HIGH RISK]
UT- Arlington	12/30/2019	\$1,576,940.00	CHINA	University of Science & Technology [HIGH RISK]
UT- Arlington	07/16/2018	\$1,687,741.00	CHINA	Xi'an Jiatong University [HIGH RISK]
UT- Arlington	09/16/2019	\$1,959,267.00	CHINA	Xi'an Jiatong University [HIGH RISK]
UT- Austin	01/02/2019	\$550,000.00	CHINA	China University of Geosciences [MEDIUM RISK]
UT- Austin	12/05/2018	\$550,000.00	CHINA	Nanjing University [MEDIUM RISK]
UT- Austin	01/01/2019	\$550,000.00	CHINA	Nanjing University [MEDIUM RISK]
UT- Austin	03/08/2019	\$300,000.00	CHINA	Shandong University [VERY HIGH RISK]
UT- Austin	12/01/2018	\$550,000.00	CHINA	Shanghai University [MEDIUM RISK]
UT- Austin	01/01/2019	\$550,000.00	CHINA	Shanghai University [MEDIUM RISK]
UT- Austin	12/01/2018	\$550,000.00	CHINA	Sichuan University [VERY HIGH RISK]
UT- Austin	01/01/2019	\$550,000.00	CHINA	Sichuan University [VERY HIGH RISK]
UT- Austin	12/03/2019	\$320,000.00	CHINA	Soochow University [MEDIUM RISK]
UT- Austin	01/01/2019	\$550,000.00	CHINA	South China University of Tech [MEDIUM RISK]
UT- Austin	12/01/2018	\$550,000.00	CHINA	South China University of Tech [MEDIUM RISK]

UT- Austin	03/08/2019	\$300,000.00	CHINA	University of Science & Tech China [HIGH RISK]
------------	------------	--------------	-------	---

APPENDIX H: All anonymous transactions with PRC and Hong Kong sources as disclosed by U.S. universities

Based on a [Sec. 117 data set](#) available on the Federal Student Aid website, covering the time period from January 1st 2014 through June 30th, 2020. Most universities complied with the U.S. Department of Education's request that schools disclose foreign sources, but a minority of universities – mostly elites, as reflected below – deliberately left that field blank or wrote "Anonymous." Sometimes the source is simply listed as an offshore foundation set up as a donation vehicle.

School	Date	Amount	Country	Source
Boston College	04/27/2017	\$5,025,000.00	CHINA	
Brigham Young	06/01/2015	\$325,338.00	CHINA	
Brigham Young	06/01/2015	\$463,339.00	CHINA	
Brigham Young	06/01/2016	\$286,459.00	CHINA	
Brigham Young	12/31/2017	\$487,404.00	CHINA	
Brigham Young	12/13/2018	\$296,967.00	CHINA	
Brigham Young	06/07/2019	\$450,281.00	CHINA	
Brigham Young	12/13/2019	\$412,049.00	CHINA	
Brigham Young	12/13/2019	\$412,049.00	CHINA	
Brown	10/02/2018	\$94.00	HK	Individual
Brown	10/10/2018	\$50,000.00	HK	Individual
Brown	10/16/2018	\$250,000.00	HK	Individual
Brown	06/28/2019	\$50,000.00	HK	Brown Uni. Hong Kong Fdn Limited
Brown	07/02/2019	\$10,000.00	HK	Brown Uni. Hong Kong Fdn Limited
Brown	08/29/2019	\$250,000.00	HK	Brown Uni. Hong Kong Fdn Limited
Brown	12/12/2019	\$35,000.00	HK	Brown Uni. Hong Kong Fdn Limited
Brown	12/12/2017	\$199,959.00	HK	Brown University Hong Kong Foundati
Brown	12/13/2017	\$20,000.00	HK	Brown University Hong Kong Foundati
Brown	01/12/2018	\$5,000.00	HK	Brown University Hong Kong Foundati
Brown	04/09/2018	\$460,080.00	HK	Brown University Hong Kong Foundati
Brown	08/10/2018	\$250,000.00	HK	Brown University Hong Kong Foundati
Brown	12/14/2018	\$433,000.00	HK	Brown University Hong Kong Foundati
Brown	04/04/2019	\$250,000.00	HK	Brown University Hong Kong Foundati
Brown	04/29/2019	\$143,000.00	HK	Brown University Hong Kong Foundati
Brown	05/14/2019	\$2,100,000.00	HK	Brown University Hong Kong Foundati
Brown	06/27/2019	\$1,977,546.00	HK	Brown University Hong Kong Foundati
Brown	06/28/2019	\$50,000.00	HK	Brown University Hong Kong Foundati

Carnegie Mellon	10/07/2016	\$1,000,000.00	CHINA	
Carnegie Mellon	12/12/2016	\$1,000,000.00	HK	
Carnegie Mellon	04/05/2017	\$500,000.00	CHINA	
Carnegie Mellon	04/05/2017	\$1,000,000.00	CHINA	
Carnegie Mellon	10/09/2017	\$1,000,000.00	CHINA	
Carnegie Mellon	11/01/2017	\$250,000.00	CHINA	
Carnegie Mellon	12/04/2017	\$250,000.00	HK	
Carnegie Mellon	04/01/2018	\$915,908.00	CHINA	
Carnegie Mellon	05/01/2018	\$896,500.00	CHINA	
Carnegie Mellon	06/19/2018	\$10,000,000.00	HK	
Carnegie Mellon	06/25/2018	\$1,000,000.00	HK	
Carnegie Mellon	07/01/2018	\$316,000.00	CHINA	
Carnegie Mellon	09/06/2018	\$700,000.00	CHINA	
Carnegie Mellon	11/23/2018	\$250,000.00	HK	
Carnegie Mellon	04/15/2019	\$10,000,000.00	CHINA	
Carnegie Mellon	06/14/2019	\$2,000,000.00	CHINA	
Carnegie Mellon	06/17/2019	\$250,000.00	HK	
Carnegie Mellon	06/17/2019	\$1,000,000.00	HK	
Carnegie Mellon	06/26/2019	\$250,000.00	CHINA	
Carnegie Mellon	12/01/2019	\$813,636.00	CHINA	
Carnegie Mellon	12/02/2019	\$500,000.00	CHINA	
Carnegie Mellon	12/31/2019	\$250,000.00	CHINA	
Claremont McKenna	03/01/2018	\$50.00	HK	
Claremont McKenna	03/08/2018	\$12,500.00	HK	
Claremont McKenna	03/31/2018	\$750.00	HK	
Claremont McKenna	03/31/2018	\$250.00	HK	
Claremont McKenna	04/09/2018	\$50.00	HK	
Claremont McKenna	04/10/2018	\$100.00	HK	
Claremont McKenna	04/30/2018	\$100.00	HK	
Claremont McKenna	05/04/2018	\$10.00	HK	
Claremont McKenna	05/30/2018	\$50,000.00	HK	
Claremont McKenna	05/30/2018	\$50,000.00	HK	
Claremont McKenna	05/30/2018	\$1.00	HK	
Claremont McKenna	06/26/2018	\$230,000.00	HK	
Claremont McKenna	06/26/2018	\$50,000.00	HK	
Claremont McKenna	06/26/2018	\$5,000.00	HK	
Claremont McKenna	06/27/2018	\$100.00	HK	
Claremont McKenna	06/29/2018	\$2,000.00	HK	
Claremont McKenna	06/29/2018	\$1,000.00	HK	
Claremont McKenna	07/12/2018	\$5,000.00	HK	
Claremont McKenna	07/12/2018	\$2,000.00	HK	
Claremont McKenna	08/01/2018	\$500.00	HK	
Claremont McKenna	08/17/2018	\$250.00	HK	
Claremont McKenna	08/17/2018	\$750.00	HK	

Claremont McKenna	10/17/2018	\$400.00	HK	
Claremont McKenna	10/19/2018	\$195.00	HK	
Claremont McKenna	10/22/2018	\$195.00	HK	
Claremont McKenna	10/22/2018	\$100.00	HK	
Claremont McKenna	10/26/2018	\$500.00	HK	
Claremont McKenna	10/26/2018	\$100.00	HK	
Claremont McKenna	11/12/2018	\$1,000.00	HK	
Claremont McKenna	11/12/2018	\$1,000.00	HK	
Claremont McKenna	11/16/2018	\$30.00	HK	
Claremont McKenna	11/20/2018	\$100.00	HK	
Columbia Teachers College	08/10/2017	\$1,850.00	CHINA	
Columbia Teachers College	08/10/2017	\$2,106,700.00	CHINA	
Columbia Teachers College	08/31/2018	\$3,011,200.00	CHINA	
Columbia Teachers College	09/28/2018	\$2,980.00	CHINA	
Columbia Teachers College	01/08/2019	\$48,951.00	CHINA	
Columbia Teachers College	04/12/2019	\$1,770,984.00	CHINA	
Cornell	07/27/2018	\$600,000.00	HK	
Cornell	11/14/2018	\$300,000.00	HK	
Cornell	12/14/2018	\$500,000.00	HK	
Cornell	01/04/2019	\$424,069.00	HK	
Cornell	06/18/2019	\$1,000.00	CHINA	
Cornell	07/23/2019	\$750,000.00	CHINA	
Cornell	09/17/2019	\$1,800,000.00	CHINA	
Cornell	12/18/2019	\$2,000,000.00	HK	
CUNY Bernard M. Baruch College	09/21/2017	\$500,000.00	CHINA	
CUNY Bernard M. Baruch College	07/25/2018	\$1,452,465.00	CHINA	
Dartmouth	06/28/2017	\$259,989.00	HK	
Harvard	01/01/2014	\$10,250,000.00	CHINA	
Harvard	01/01/2014	\$4,510,326.00	HK	
Harvard	03/26/2014	\$1,011,000.00	CHINA	
Harvard	07/01/2014	\$4,300,000.00	HK	
Harvard	07/01/2014	\$1,350,000.00	CHINA	
Harvard	07/01/2014	\$937,552.00	CHINA	
Harvard	01/01/2015	\$1,415,000.00	CHINA	
Harvard	01/01/2015	\$18,740,593.00	HK	
Harvard	03/05/2015	\$1,175,958.00	HK	
Harvard	03/12/2015	\$1,739,000.00	CHINA	
Harvard	07/01/2015	\$54,991.00	HK	
Harvard	07/01/2015	\$318,370.00	CHINA	
Harvard	07/01/2015	\$16,650,000.00	HK	
Harvard	07/01/2015	\$6,125,000.00	CHINA	

Harvard	01/01/2016	\$1,000,000.00	CHINA	
Harvard	01/01/2016	\$26,100,000.00	HK	
Harvard	01/15/2016	\$1,359,412.00	HK	
Harvard	01/26/2016	\$496,526.00	CHINA	
Harvard	04/06/2016	\$486,486.00	CHINA	
Harvard	07/01/2016	\$5,300,000.00	HK	
Harvard	07/01/2016	\$512,713.00	CHINA	
Harvard	07/01/2016	\$7,662,776.00	CHINA	
Harvard	01/01/2017	\$25,525,075.00	HK	
Harvard	01/01/2017	\$2,000,000.00	CHINA	
Harvard	01/06/2017	\$1,344,569.00	HK	
Harvard	01/08/2017	\$4,091,471.00	CHINA	
Harvard	06/19/2017	\$612,834.00	CHINA	
Harvard	07/01/2017	\$1,867,261.00	CHINA	
Harvard	07/01/2017	\$369,560.00	CHINA	
Harvard	07/01/2017	\$8,724,993.00	HK	
Harvard	11/29/2017	\$2,880.00	HK	
Harvard	01/01/2018	\$19,900,000.00	CHINA	
Harvard	01/01/2018	\$10,881,834.00	HK	
Harvard	07/01/2018	\$6,366,854.00	HK	
Harvard	07/01/2018	\$4,750,000.00	CHINA	
Harvard	07/10/2018	\$1,092,078.00	CHINA	
Harvard	01/01/2019	\$18,700,000.00	CHINA	
Harvard	01/01/2019	\$9,237,994.00	HK	
Harvard	04/18/2019	\$478,279.00	CHINA	
Haverford	06/03/2015	\$50,000.00	HK	Overseas Resource Foundation Ltd
Haverford	06/03/2015	\$100,000.00	HK	Overseas Resource Foundation ltd
Haverford	06/03/2015	\$150,000.00	HK	Overseas Resource Foundation ltd
Haverford	06/03/2015	\$100,000.00	HK	Overseas Resource Foundation ltd
Haverford	06/03/2015	\$50,000.00	HK	Overseas Resource Foundation ltd
Haverford	06/07/2016	\$100,000.00	HK	Overseas Resource Foundation LTD
Haverford	06/07/2016	\$50,000.00	HK	Overseas Resource Foundation LTD
Haverford	06/07/2016	\$50,000.00	HK	Overseas Resource Foundation LTD
Haverford	06/07/2016	\$150,000.00	HK	Overseas Resource Foundation LTD
Haverford	06/07/2016	\$100,000.00	HK	Overseas Resource Foundation LTD
Haverford	05/22/2017	\$50,000.00	HK	Overseas Resource Foundation
Haverford	05/22/2017	\$100,000.00	HK	Overseas Resource Foundation LTD
Haverford	05/22/2017	\$100,000.00	HK	Overseas Resource Foundation LTD

Haverford	05/22/2017	\$150,000.00	HK	Overseas Resource Foundation LTD
Haverford	05/22/2017	\$50,000.00	HK	Overseas Resource Foundations LTD
Haverford	06/04/2018	\$50,000.00	HK	Overseas Resource Foundation LTD
Haverford	06/04/2018	\$150,000.00	HK	Overseas Resource Foundation LTD
Haverford	06/04/2018	\$100,000.00	HK	Overseas Resource Foundation LTD
Haverford	06/04/2018	\$100,000.00	HK	Overseas Resource Foundation LTD
Haverford	06/04/2018	\$50,000.00	HK	Overseas Resource Foundation LTD
Haverford	06/19/2019	\$50,000.00	HK	OVERSEAS RESOURCE FOUNDATION LIMIT
Haverford	06/19/2019	\$150,000.00	HK	OVERSEAS RESOURCE FOUNDATION LIMITE
Haverford	06/19/2019	\$100,000.00	HK	OVERSEAS RESOURCE FOUNDATION LIMITE
Haverford	06/19/2019	\$100,000.00	HK	OVERSEAS RESOURCE FOUNDATION LIMITE
Haverford	06/19/2019	\$50,000.00	HK	OVERSEAS RESOURCE FOUNDATION LIMITE
Hult International Business School	09/30/2018	\$1,389,340.00	CHINA	
Jacksonville State University	09/30/2019	\$250,000.00	CHINA	
Johns Hopkins	01/31/2014	\$7,325.00	CHINA	
Johns Hopkins	02/28/2014	\$34,660.00	CHINA	
Johns Hopkins	03/31/2014	\$17,744.00	CHINA	
Johns Hopkins	04/30/2014	\$31,238.00	CHINA	
Johns Hopkins	05/31/2014	\$156,384.00	CHINA	
Johns Hopkins	06/30/2014	\$65,444.00	CHINA	
Johns Hopkins	01/30/2015	\$2,725.00	CHINA	
Johns Hopkins	02/28/2015	\$1,282.00	CHINA	
Johns Hopkins	03/31/2015	\$4,794.00	CHINA	
Johns Hopkins	04/30/2015	\$80,395.00	CHINA	
Johns Hopkins	05/31/2015	\$1,350,379.00	CHINA	
Johns Hopkins	06/30/2015	\$106,580.00	CHINA	
Johns Hopkins	12/15/2015	\$190,634.00	HK	
Johns Hopkins	12/15/2015	\$429,388.00	CHINA	
Johns Hopkins	06/30/2016	\$289,073.00	HK	
Johns Hopkins	06/30/2016	\$1,448,741.00	CHINA	
Johns Hopkins	12/01/2016	\$326,897.00	HK	
Johns Hopkins	12/30/2016	\$460,128.00	CHINA	
Johns Hopkins	06/01/2017	\$411,673.00	CHINA	
Johns Hopkins	06/01/2017	\$60,776.00	HK	
Johns Hopkins	09/19/2017	\$5,972.00	HK	
Johns Hopkins	09/30/2017	\$973,090.00	CHINA	
Johns Hopkins	05/01/2018	\$11,563.00	HK	

Johns Hopkins	06/01/2018	\$1,190,749.00	CHINA	
Johns Hopkins	01/01/2019	\$2,462,662.00	CHINA	
Johns Hopkins	01/01/2019	\$1,154,940.00	CHINA	
Mayo Clinic	12/17/2019	\$632,067.00	CHINA	
MIT	02/07/2017	\$509,898.00	HK	MIT HK Foundation Limited
MIT	04/06/2017	\$381,898.00	HK	MIT HK Foundation Limited
MIT	03/14/2018	\$194,950.00	HK	
MIT	05/04/2018	\$1,000,000.00	HK	MIT HK FOUNDATION LIMITED
MIT	05/04/2018	\$2,500,000.00	HK	MIT HK FOUNDATION LIMITED
MIT	05/04/2018	\$4,984,404.00	HK	MIT HK FOUNDATION LIMITED
MIT	07/01/2018	\$7,500,000.00	CHINA	
MIT	07/01/2018	\$250,000.00	HK	
MIT	07/24/2018	\$299,668.00	HK	
MIT	09/01/2018	\$11,850,000.00	CHINA	
MIT	09/01/2018	\$7,150,000.00	CHINA	
MIT	09/17/2018	\$600,000.00	CHINA	
MIT	09/17/2018	\$65,025.00	HK	
MIT	09/24/2018	\$343,000.00	HK	
MIT	09/26/2018	\$275,000.00	CHINA	
MIT	10/01/2018	\$250,000.00	CHINA	
MIT	11/01/2018	\$3,000,000.00	CHINA	
MIT	11/20/2018	\$131,000.00	CHINA	
MIT	11/27/2018	\$495,548.00	CHINA	
MIT	12/01/2018	\$375,000.00	CHINA	
MIT	12/07/2018	\$5,000,000.00	HK	
MIT	12/28/2018	\$1,330,000.00	CHINA	
MIT	12/31/2018	\$122,000.00	CHINA	
MIT	01/07/2019	\$475,000.00	HK	
MIT	01/10/2019	\$1,000,000.00	HK	
MIT	02/01/2019	\$299,990.00	CHINA	
MIT	02/01/2019	\$750,000.00	CHINA	
MIT	03/01/2019	\$450,000.00	HK	
MIT	03/01/2019	\$180,000.00	CHINA	
MIT	03/12/2019	\$18,150.00	CHINA	
MIT	03/13/2019	\$285,000.00	CHINA	
MIT	03/13/2019	\$395,000.00	CHINA	
MIT	03/13/2019	\$215,000.00	CHINA	
MIT	03/22/2019	\$500,000.00	CHINA	
MIT	03/28/2019	\$163,350.00	CHINA	
MIT	03/29/2019	\$181,500.00	CHINA	
MIT	04/04/2019	\$3,500,000.00	HK	
MIT	04/04/2019	\$400,483.00	HK	

MIT	05/02/2019	\$3,000,000.00	HK	
MIT	05/10/2019	\$80,000.00	CHINA	
MIT	05/15/2019	\$1,000,000.00	HK	
MIT	05/29/2019	\$500,000.00	CHINA	
MIT	05/29/2019	\$500,000.00	CHINA	
MIT	05/30/2019	\$600,000.00	CHINA	
MIT	06/07/2019	\$115,000.00	CHINA	
MIT	06/14/2019	\$250,000.00	HK	
MIT	06/17/2019	\$4,000,000.00	HK	
MIT	06/24/2019	\$500,000.00	HK	
MIT	06/27/2019	\$170,000.00	CHINA	
MIT	06/28/2019	\$1,000,000.00	HK	
MIT	07/01/2019	\$428,603.00	CHINA	
MIT	07/01/2019	\$1,000,000.00	CHINA	
MIT	08/16/2019	\$250,000.00	CHINA	
MIT	09/10/2019	\$1,603,982.00	HK	
MIT	09/10/2019	\$18,150.00	CHINA	
MIT	09/30/2019	\$163,350.00	CHINA	
MIT	10/09/2019	\$600,000.00	CHINA	
MIT	12/03/2019	\$410,000.00	CHINA	
MIT	12/19/2019	\$1,330,000.00	CHINA	
Northeastern	05/19/2015	\$1,000,000.00	HK	
NYU	09/23/2015	\$1,000,000.00	CHINA	Anonymous
NYU	01/11/2016	\$9,516,904.00	CHINA	Anonymous
NYU	01/28/2016	\$1,243,400.00	CHINA	Anonymous
NYU	03/14/2016	\$2,000,000.00	HK	Anonymous
NYU	06/29/2016	\$3,811,789.00	CHINA	Anonymous
NYU	07/19/2016	\$250,000.00	HK	Anonymous
NYU	01/18/2017	\$2,998,416.00	CHINA	Anonymous
NYU	03/01/2017	\$672,750.00	CHINA	Anonymous
NYU	04/11/2017	\$1,700,000.00	HK	Anonymous
NYU	07/05/2017	\$2,499,865.00	CHINA	Anonymous
NYU	12/15/2017	\$325,000.00	HK	Anonymous
NYU	02/22/2018	\$621,083.00	HK	
NYU	02/22/2018	\$1,800,000.00	HK	Anonymous
NYU	04/01/2018	\$408,411.00	CHINA	Anonymous
NYU	06/26/2018	\$2,243,000.00	CHINA	Anonymous
NYU	06/29/2018	\$1,000,000.00	HK	Anonymous
NYU	08/23/2018	\$464,649.00	HK	Anonymous
NYU	09/01/2018	\$428,571.00	CHINA	Anonymous
NYU	11/28/2018	\$4,424,669.00	CHINA	
NYU	11/28/2018	\$11,345,516.00	CHINA	Anonymous
NYU	12/20/2018	\$1,235,370.00	CHINA	Anonymous
NYU	06/24/2019	\$1,442,072.00	CHINA	Anonymous

NYU	07/08/2019	\$309,675.00	CHINA	Anonymous
NYU	07/29/2019	\$1,450,000.00	HK	Anonymous
Penn State	11/29/2016	\$279,850.00	CHINA	Requested Anonymity
Princeton	01/01/2014	\$700,000.00	HK	
Princeton	04/01/2014	\$500,000.00	HK	
Princeton	04/01/2014	\$20,000.00	HK	
Princeton	06/01/2014	\$580,000.00	HK	
Princeton	06/01/2014	\$350,000.00	HK	
Princeton	06/01/2014	\$800,000.00	HK	
Princeton	12/01/2014	\$800,000.00	HK	
Princeton	01/01/2015	\$700,000.00	HK	
Princeton	02/01/2015	\$3,000.00	HK	
Princeton	06/01/2015	\$5,000.00	HK	
Princeton	06/01/2015	\$800,000.00	HK	
Princeton	06/01/2015	\$580,000.00	HK	
Princeton	11/15/2015	\$1,000,000.00	HK	
Princeton	11/15/2015	\$500,000.00	HK	
Princeton	12/15/2015	\$1,500,000.00	CHINA	
Princeton	12/15/2015	\$800,000.00	HK	
Princeton	01/15/2016	\$400,000.00	HK	
Princeton	06/01/2016	\$580,000.00	HK	
Princeton	06/01/2016	\$800,000.00	HK	
Princeton	06/01/2017	\$800,000.00	HK	
Princeton	06/01/2017	\$1,580,000.00	HK	
Princeton	07/15/2017	\$799,980.00	CHINA	
Princeton	11/24/2017	\$500,000.00	HK	
Princeton	12/15/2017	\$800,000.00	HK	
Princeton	02/26/2018	\$500,000.00	HK	
Princeton	02/27/2018	\$500,000.00	HK	
Princeton	04/24/2018	\$250,000.00	HK	
Princeton	05/22/2018	\$600,000.00	HK	
Princeton	06/11/2018	\$1,233,495.00	CHINA	
Princeton	08/14/2018	\$799,973.00	CHINA	
Princeton	12/14/2018	\$255,535.00	HK	
Princeton	01/17/2019	\$500,000.00	HK	
Princeton	01/24/2019	\$667,000.00	CHINA	
Princeton	02/28/2019	\$500,000.00	HK	
Princeton	03/22/2019	\$2,533,980.00	HK	
Princeton	05/16/2019	\$1,000,000.00	HK	
Princeton	05/20/2019	\$250,000.00	HK	
Princeton	06/04/2019	\$1,000,050.00	HK	
Princeton	06/05/2019	\$409,147.00	CHINA	
Princeton	06/10/2019	\$380,000.00	HK	
Princeton	06/21/2019	\$299,975.00	CHINA	

Princeton	06/28/2019	\$1,634,146.00	CHINA	
Princeton	06/28/2019	\$580,000.00	HK	
Princeton	08/22/2019	\$1,081,300.00	CHINA	
Princeton	09/04/2019	\$800,000.00	CHINA	
Princeton	10/10/2019	\$250,000.00	HK	
Princeton	10/18/2019	\$667,000.00	CHINA	
Princeton	12/09/2019	\$500,000.00	HK	
RPI	08/16/2018	\$297,000.00	CHINA	
Stanford	03/05/2014	\$250,000.00	HK	
Stanford	04/08/2014	\$825,000.00	HK	
Stanford	09/10/2014	\$600,100.00	CHINA	
Stanford	09/24/2014	\$1,975,250.00	CHINA	
Stanford	09/24/2014	\$1,975,250.00	CHINA	
Stanford	09/30/2014	\$1,020,875.00	CHINA	
Stanford	09/30/2014	\$1,020,875.00	CHINA	
Stanford	11/26/2014	\$500,000.00	HK	
Stanford	12/04/2014	\$500,025.00	HK	
Stanford	12/04/2014	\$50.00	HK	
Stanford	12/19/2014	\$1,000,000.00	CHINA	
Stanford	12/29/2014	\$2,000,000.00	HK	
Stanford	01/02/2015	\$50,000.00	CHINA	
Stanford	02/03/2015	\$700,000.00	CHINA	
Stanford	02/03/2015	\$300,000.00	CHINA	
Stanford	02/03/2015	\$50,000.00	CHINA	
Stanford	02/10/2015	\$280,163.00	HK	
Stanford	04/10/2015	\$1,500.00	CHINA	
Stanford	04/17/2015	\$1,000,000.00	HK	
Stanford	04/27/2015	\$125,000.00	CHINA	
Stanford	05/28/2015	\$500,000.00	HK	
Stanford	06/11/2015	\$1,000,000.00	CHINA	
Stanford	07/31/2015	\$45,000.00	CHINA	
Stanford	09/23/2015	\$600,000.00	CHINA	
Stanford	11/03/2015	\$70,000.00	CHINA	
Stanford	11/04/2015	\$200,000.00	CHINA	
Stanford	11/06/2015	\$118,314.00	CHINA	
Stanford	11/13/2015	\$5,000,000.00	HK	
Stanford	11/25/2015	\$500,000.00	CHINA	
Stanford	11/27/2015	\$500,000.00	CHINA	
Stanford	11/30/2015	\$30,000.00	CHINA	
Stanford	12/16/2015	\$1,000,000.00	CHINA	
Stanford	12/22/2015	\$54,700.00	CHINA	
Stanford	12/24/2015	\$10,000.00	CHINA	
Stanford	12/29/2015	\$2,000,000.00	HK	
Stanford	02/02/2016	\$850,000.00	CHINA	

Stanford	02/02/2016	\$850,000.00	CHINA	
Stanford	02/04/2016	\$30,000.00	CHINA	
Stanford	02/26/2016	\$50,000.00	CHINA	
Stanford	03/04/2016	\$150,000.00	CHINA	
Stanford	03/15/2016	\$4,000,000.00	HK	
Stanford	04/05/2016	\$1,000,000.00	HK	
Stanford	04/15/2016	\$300,000.00	HK	
Stanford	04/25/2016	\$999,975.00	CHINA	
Stanford	06/07/2016	\$64,000.00	CHINA	
Stanford	06/24/2016	\$250,000.00	CHINA	
Stanford	07/25/2016	\$1,000,000.00	CHINA	
Stanford	07/26/2016	\$1,000,000.00	CHINA	
Stanford	08/04/2016	\$61,000.00	CHINA	
Stanford	08/08/2016	\$100,000.00	CHINA	
Stanford	09/22/2016	\$359,000.00	HK	
Stanford	10/11/2016	\$2,000.00	CHINA	
Stanford	10/24/2016	\$125,000.00	CHINA	
Stanford	10/25/2016	\$125,000.00	CHINA	
Stanford	11/14/2016	\$60,000.00	CHINA	
Stanford	11/21/2016	\$200,000.00	CHINA	
Stanford	11/25/2016	\$1,000,000.00	CHINA	
Stanford	11/29/2016	\$499,985.00	CHINA	
Stanford	12/08/2016	\$200,000.00	HK	
Stanford	12/08/2016	\$1,000,000.00	CHINA	
Stanford	12/19/2016	\$42,000.00	CHINA	
Stanford	12/22/2016	\$300,000.00	CHINA	
Stanford	01/04/2017	\$202,000.00	CHINA	
Stanford	01/24/2017	\$125,000.00	CHINA	
Stanford	01/24/2017	\$1,000,000.00	HK	
Stanford	01/24/2017	\$250,000.00	CHINA	
Stanford	01/26/2017	\$150,000.00	CHINA	
Stanford	02/09/2017	\$125,000.00	CHINA	
Stanford	02/23/2017	\$29,000.00	CHINA	
Stanford	03/01/2017	\$5,000.00	CHINA	
Stanford	03/01/2017	\$850,000.00	CHINA	
Stanford	03/01/2017	\$850,000.00	CHINA	
Stanford	03/10/2017	\$70,000.00	CHINA	
Stanford	03/15/2017	\$80,000.00	HK	
Stanford	03/17/2017	\$800,000.00	CHINA	
Stanford	03/17/2017	\$800,000.00	CHINA	
Stanford	03/20/2017	\$250,000.00	CHINA	
Stanford	04/13/2017	\$162,668.00	CHINA	
Stanford	04/27/2017	\$3,000,000.00	HK	
Stanford	05/01/2017	\$639,977.00	CHINA	

Stanford	05/02/2017	\$639,977.00	CHINA	
Stanford	05/04/2017	\$639,977.00	CHINA	
Stanford	05/05/2017	\$80,077.00	CHINA	
Stanford	05/08/2017	\$770,399.00	CHINA	
Stanford	05/23/2017	\$3,000,000.00	HK	
Stanford	07/14/2017	\$333,334.00	HK	
Stanford	07/19/2017	\$170,856.00	CHINA	
Stanford	08/22/2017	\$250,000.00	CHINA	
Stanford	08/29/2017	\$1,500,000.00	CHINA	
Stanford	09/27/2017	\$299,990.00	CHINA	
Stanford	11/24/2017	\$99,990.00	CHINA	
Stanford	12/07/2017	\$1,920,615.00	CHINA	
Stanford	12/18/2017	\$150,000.00	CHINA	
Stanford	12/19/2017	\$1,240,000.00	HK	
Stanford	12/20/2017	\$1,000,000.00	CHINA	
Stanford	12/31/2017	\$1,000.00	HK	
Stanford	01/01/2018	\$1,000.00	HK	
Stanford	01/05/2018	\$21,000.00	CHINA	
Stanford	01/05/2018	\$200,000.00	CHINA	
Stanford	01/05/2018	\$597,697.00	CHINA	
Stanford	01/08/2018	\$100,000.00	CHINA	
Stanford	01/11/2018	\$50,000.00	CHINA	
Stanford	01/17/2018	\$1,000.00	CHINA	
Stanford	01/25/2018	\$250,000.00	CHINA	
Stanford	01/31/2018	\$1,500,000.00	HK	
Stanford	01/31/2018	\$1,500,000.00	HK	
Stanford	02/07/2018	\$1,000,000.00	HK	
Stanford	02/07/2018	\$375,000.00	HK	
Stanford	02/08/2018	\$382,888.00	HK	
Stanford	02/08/2018	\$248,877.00	CHINA	
Stanford	02/25/2018	\$1,123.00	CHINA	
Stanford	03/21/2018	\$2,000,000.00	HK	
Stanford	03/23/2018	\$74,990.00	CHINA	
Stanford	04/25/2018	\$350,000.00	CHINA	
Stanford	04/26/2018	\$150,000.00	HK	
Stanford	05/31/2018	\$1,000,000.00	HK	
Stanford	06/04/2018	\$25,000.00	CHINA	
Stanford	07/05/2018	\$75,000.00	CHINA	
Stanford	07/13/2018	\$100,000.00	CHINA	
Stanford	08/06/2018	\$30,000.00	CHINA	
Stanford	08/08/2018	\$10,000,000.00	CHINA	
Stanford	08/09/2018	\$175,107.00	CHINA	
Stanford	08/10/2018	\$159,985.00	CHINA	
Stanford	08/14/2018	\$333,334.00	CHINA	

Stanford	08/16/2018	\$5,000,000.00	HK	
Stanford	08/24/2018	\$249,982.00	CHINA	
Stanford	08/30/2018	\$375,000.00	CHINA	
Stanford	09/04/2018	\$250,000.00	HK	
Stanford	09/04/2018	\$5,000,000.00	HK	
Stanford	09/04/2018	\$188,990.00	CHINA	
Stanford	09/07/2018	\$300,000.00	CHINA	
Stanford	09/10/2018	\$150,000.00	CHINA	
Stanford	09/12/2018	\$172,490.00	CHINA	
Stanford	09/12/2018	\$2,000,000.00	CHINA	
Stanford	09/13/2018	\$1,000,000.00	HK	
Stanford	09/13/2018	\$60,000.00	CHINA	
Stanford	09/17/2018	\$200,000.00	CHINA	
Stanford	09/21/2018	\$500,000.00	CHINA	
Stanford	09/28/2018	\$39,990.00	CHINA	
Stanford	10/09/2018	\$500,000.00	CHINA	
Stanford	10/25/2018	\$360,000.00	CHINA	
Stanford	10/29/2018	\$32,000.00	CHINA	
Stanford	11/01/2018	\$6,000.00	CHINA	
Stanford	11/05/2018	\$150,000.00	CHINA	
Stanford	11/05/2018	\$42,000.00	CHINA	
Stanford	11/07/2018	\$20,990.00	CHINA	
Stanford	11/07/2018	\$200,000.00	CHINA	
Stanford	11/14/2018	\$500,000.00	CHINA	
Stanford	11/16/2018	\$10,000.00	HK	
Stanford	11/19/2018	\$50,000.00	CHINA	
Stanford	11/20/2018	\$500,000.00	CHINA	
Stanford	11/21/2018	\$200,000.00	CHINA	
Stanford	11/28/2018	\$500,000.00	CHINA	
Stanford	11/29/2018	\$600,000.00	HK	
Stanford	11/29/2018	\$600,000.00	HK	
Stanford	11/30/2018	\$600,000.00	HK	
Stanford	11/30/2018	\$600,000.00	HK	
Stanford	12/03/2018	\$600,000.00	HK	
Stanford	12/03/2018	\$600,000.00	HK	
Stanford	12/04/2018	\$600,000.00	HK	
Stanford	12/04/2018	\$600,000.00	HK	
Stanford	12/05/2018	\$600,000.00	HK	
Stanford	12/05/2018	\$500,000.00	HK	
Stanford	12/05/2018	\$600,000.00	HK	
Stanford	12/05/2018	\$500,000.00	HK	
Stanford	12/06/2018	\$400,000.00	HK	
Stanford	12/06/2018	\$400,000.00	HK	
Stanford	12/06/2018	\$500,000.00	HK	

Stanford	12/06/2018	\$500,000.00	HK	
Stanford	12/06/2018	\$143,436.00	HK	
Stanford	12/07/2018	\$49,990.00	CHINA	
Stanford	12/07/2018	\$500,000.00	HK	
Stanford	12/07/2018	\$230,081.00	HK	
Stanford	12/07/2018	\$500,000.00	HK	
Stanford	12/10/2018	\$500,000.00	HK	
Stanford	12/10/2018	\$500,000.00	HK	
Stanford	12/11/2018	\$500,000.00	HK	
Stanford	12/11/2018	\$500,000.00	HK	
Stanford	12/12/2018	\$30,000.00	HK	
Stanford	12/12/2018	\$50,000.00	CHINA	
Stanford	01/09/2019	\$1,000,000.00	CHINA	
Stanford	01/29/2019	\$1,000,000.00	HK	
Stanford	02/13/2019	\$435,000.00	CHINA	
Stanford	02/25/2019	\$750,000.00	HK	
Stanford	02/28/2019	\$350,000.00	CHINA	
Stanford	03/26/2019	\$125,000.00	HK	
Stanford	03/28/2019	\$1,000,000.00	HK	
Stanford	05/02/2019	\$25,000.00	HK	
Stanford	05/08/2019	\$375,000.00	HK	
Stanford	05/09/2019	\$200,000.00	CHINA	
Stanford	05/10/2019	\$100,000.00	CHINA	
Stanford	05/23/2019	\$1,000,000.00	HK	
Stanford	06/17/2019	\$500,000.00	CHINA	
Stanford	07/12/2019	\$499,905.00	HK	
Stanford	08/09/2019	\$333,332.00	HK	
Stanford	08/15/2019	\$225,000.00	CHINA	
Stanford	08/23/2019	\$500,000.00	HK	
Stanford	08/30/2019	\$168,000.00	CHINA	
Stanford	09/04/2019	\$100,000.00	CHINA	
Stanford	09/25/2019	\$125,000.00	HK	
Stanford	09/27/2019	\$50,000.00	CHINA	
Stanford	10/11/2019	\$500,000.00	CHINA	
Stanford	10/18/2019	\$1,000.00	HK	
Stanford	10/28/2019	\$500,000.00	CHINA	
Stanford	11/06/2019	\$250,000.00	HK	
Stanford	11/08/2019	\$500,000.00	CHINA	
Stanford	11/08/2019	\$500,000.00	CHINA	
Stanford	11/11/2019	\$500,000.00	CHINA	
Stanford	12/17/2019	\$400,000.00	HK	
Stanford	12/17/2019	\$400,000.00	HK	
Stanford	12/19/2019	\$70,000.00	CHINA	
Texas MD Anderson	12/01/2014	\$919,563.00	CHINA	

Texas MD Anderson	12/01/2015	\$4,558,333.00	CHINA	
Texas MD Anderson	11/30/2016	\$1,000,000.00	CHINA	
Texas MD Anderson	12/01/2016	\$5,890,820.00	CHINA	
Texas MD Anderson	12/01/2016	\$900,000.00	CHINA	
Texas MD Anderson	11/02/2017	\$500,000.00	CHINA	
Texas MD Anderson	12/01/2017	\$5,632,371.00	CHINA	
Texas MD Anderson	05/30/2018	\$277,763.00	CHINA	
Texas MD Anderson	08/06/2018	\$1,473,962.00	CHINA	
Texas MD Anderson	12/01/2018	\$5,701,505.00	CHINA	
Texas MD Anderson	10/03/2019	\$1,117,030.00	CHINA	
Texas MD Anderson	10/31/2019	\$750,000.00	CHINA	
Texas MD Anderson	12/01/2019	\$5,826,615.00	CHINA	
UC-Berkeley	03/30/2017	\$552,495.00	HK	University of CA Foundation Limited
UC-Berkeley	04/20/2017	\$325,217.00	HK	University of California Foundation
UC-Berkeley	07/03/2017	\$350,000.00	HK	UC Education International Ltd
UC-Berkeley	08/25/2017	\$1,000,000.00	HK	UC Foundation Limited
UC-Berkeley	03/30/2017	\$552,495.00	HK	University of CA Foundation Limited
UC-Berkeley	04/20/2017	\$325,217.00	HK	University of California Foundation
UC-San Diego	04/06/2018	\$587,000.00	HK	Univ of California Fdn Limited
UC-San Diego	05/01/2019	\$50,000.00	HK	University of California Foundation
UC-San Diego	05/01/2019	\$50,000.00	HK	University of California Foundation
UC-San Diego	05/17/2019	\$469,602.00	HK	University of California Foundation
UC-San Diego	08/26/2019	\$50,000.00	HK	University of California Foundation
UC-San Diego	05/01/2019	\$50,000.00	HK	University of California Foundation
UC-San Diego	05/01/2019	\$50,000.00	HK	University of California Foundation
UC-San Diego	05/17/2019	\$469,602.00	HK	University of California Foundation
UC-San Diego	08/26/2019	\$50,000.00	HK	University of California Foundation
University of Chicago	06/13/2014	\$2,000,000.00	HK	
University of Chicago	12/31/2014	\$1,000,000.00	HK	
University of Chicago	12/31/2014	\$999,975.00	HK	
University of Chicago	12/31/2014	\$500,000.00	HK	
University of Chicago	06/02/2015	\$500,000.00	HK	
University of Chicago	06/16/2015	\$250,000.00	CHINA	
University of Chicago	11/09/2015	\$850,000.00	CHINA	
University of Chicago	11/13/2015	\$193,761.00	CHINA	
University of Chicago	11/28/2015	\$1,400,000.00	HK	
University of Chicago	12/07/2015	\$400,000.00	CHINA	

University of Chicago	12/29/2015	\$600,000.00	HK	
University of Chicago	12/31/2015	\$1,515,152.00	HK	
University of Chicago	01/07/2016	\$331,171.00	CHINA	
University of Chicago	03/10/2016	\$1,065,719.00	CHINA	
University of Chicago	03/10/2016	\$1,052,154.00	CHINA	
University of Chicago	04/11/2016	\$600,000.00	HK	
University of Chicago	10/03/2016	\$275,136.00	CHINA	
University of Chicago	12/27/2016	\$1,000,000.00	HK	
University of Chicago	12/30/2016	\$757,576.00	HK	
University of Chicago	02/01/2017	\$15,051.00	HK	
University of Chicago	04/07/2017	\$985,856.00	CHINA	
University of Chicago	05/16/2017	\$402,755.00	CHINA	
University of Chicago	05/23/2017	\$249,773.00	HK	
University of Chicago	05/25/2017	\$500,000.00	HK	
University of Chicago	06/01/2017	\$1,500,000.00	HK	
University of Chicago	06/29/2017	\$1,000,000.00	CHINA	
University of Chicago	09/14/2017	\$2,000,000.00	HK	
University of Chicago	09/26/2017	\$500,000.00	HK	
University of Chicago	09/28/2017	\$2,137,824.00	CHINA	
University of Chicago	10/12/2017	\$300,000.00	HK	
University of Chicago	12/07/2017	\$418,977.00	HK	
University of Chicago	12/22/2017	\$12,375.00	HK	
University of Chicago	12/22/2017	\$2,000,025.00	HK	
University of Chicago	01/25/2018	\$1,991,826.00	HK	
University of Chicago	04/10/2018	\$297,440.00	CHINA	
University of Chicago	05/22/2018	\$260,000.00	CHINA	
University of Chicago	06/22/2018	\$2,000,000.00	CHINA	
University of Chicago	06/29/2018	\$2,000,000.00	CHINA	
University of Chicago	06/29/2018	\$2,235,820.00	HK	
University of Chicago	08/27/2018	\$499,044.00	CHINA	
University of Chicago	09/19/2018	\$1,000,000.00	CHINA	
University of Chicago	10/24/2018	\$500,000.00	HK	
University of Chicago	10/25/2018	\$500,000.00	HK	
University of Chicago	11/15/2018	\$1,995,025.00	HK	
University of Chicago	11/16/2018	\$1,995,025.00	HK	
University of Chicago	11/26/2018	\$283,473.00	HK	
University of Chicago	12/21/2018	\$1,988,527.00	HK	
University of Chicago	01/23/2019	\$500,000.00	CHINA	
University of Chicago	01/23/2019	\$500,000.00	CHINA	
University of Chicago	01/29/2019	\$200,000.00	HK	
University of Chicago	01/29/2019	\$200,000.00	HK	
University of Chicago	01/29/2019	\$680,000.00	HK	
University of Chicago	01/29/2019	\$820,000.00	HK	
University of Chicago	01/29/2019	\$820,000.00	CHINA	

University of Chicago	01/29/2019	\$680,000.00	CHINA	
University of Chicago	01/29/2019	\$200,000.00	CHINA	
University of Chicago	01/29/2019	\$200,000.00	CHINA	
University of Chicago	02/14/2019	\$300,000.00	CHINA	
University of Chicago	03/05/2019	\$400,000.00	CHINA	
University of Chicago	03/05/2019	\$400,000.00	CHINA	
University of Chicago	04/01/2019	\$250,000.00	HK	
University of Chicago	04/01/2019	\$100,000.00	CHINA	
University of Chicago	04/01/2019	\$100,000.00	CHINA	
University of Chicago	04/01/2019	\$250,000.00	CHINA	
University of Chicago	04/01/2019	\$10,000.00	CHINA	
University of Chicago	04/04/2019	\$5,000.00	CHINA	
University of Chicago	05/06/2019	\$2,450,000.00	CHINA	
University of Chicago	05/06/2019	\$2,000,000.00	CHINA	
University of Chicago	05/06/2019	\$450,000.00	CHINA	
University of Chicago	05/15/2019	\$2,000,000.00	CHINA	
University of Chicago	05/15/2019	\$99,161.00	HK	
University of Chicago	05/15/2019	\$14,874.00	HK	
University of Chicago	05/15/2019	\$2,000,000.00	CHINA	
University of Chicago	05/15/2019	\$247,902.00	HK	
University of Chicago	05/23/2019	\$500,000.00	CHINA	
University of Chicago	05/23/2019	\$500,000.00	CHINA	
University of Chicago	06/17/2019	\$200,000.00	CHINA	
University of Chicago	06/27/2019	\$250,000.00	CHINA	
University of Chicago	06/27/2019	\$250,000.00	CHINA	
University of Chicago	06/30/2019	\$1,500,000.00	CHINA	
University of Chicago	08/16/2019	\$300,000.00	HK	
University of Chicago	09/09/2019	\$600,000.00	HK	
University of Chicago	09/09/2019	\$100,000.00	HK	
University of Chicago	09/09/2019	\$100,000.00	HK	
University of Chicago	09/09/2019	\$100,000.00	HK	
University of Chicago	09/09/2019	\$100,000.00	HK	
University of Chicago	09/23/2019	\$2,000,000.00	CHINA	
University of Chicago	10/01/2019	\$4,500,000.00	CHINA	
University of Chicago	10/04/2019	\$9,000,000.00	CHINA	
University of Chicago	10/04/2019	\$1,000,000.00	CHINA	
University of Chicago	10/09/2019	\$125,000.00	CHINA	
University of Chicago	10/09/2019	\$500,000.00	CHINA	
University of Chicago	10/15/2019	\$499,975.00	CHINA	
University of Chicago	10/25/2019	\$5,970,543.00	HK	
University of Chicago	11/22/2019	\$750,000.00	CHINA	
University of Chicago	11/28/2019	\$297,868.00	HK	
University of Chicago	11/28/2019	\$80,000.00	HK	
University of Chicago	12/12/2019	\$2,000,000.00	HK	

University of Chicago	12/19/2019	\$350,000.00	HK	
University of Chicago	12/31/2019	\$1,300,000.00	CHINA	
University of Chicago	12/31/2019	\$701,026.00	CHINA	
University of Dayton	12/24/2018	\$407,000.00	CHINA	
University of Dayton	09/01/2019	\$3,000,000.00	CHINA	
University of Delaware	12/31/2019	\$624,904.00	CHINA	
University of Notre Dame	07/25/2019	\$250,000.00	CHINA	
University of Pennsylvania	05/29/2014	\$1,000,000.00	HK	Anonymous
University of Pennsylvania	09/30/2014	\$274,677.00	HK	University of Pennsylvania HK
University of Pennsylvania	09/01/2015	\$1,000,000.00	HK	Anonymous
University of Pennsylvania	09/23/2015	\$1,035,806.00	HK	University of Pennsylvania HK
University of Pennsylvania	03/18/2016	\$1,000,000.00	HK	Anonymous
University of Pennsylvania	03/23/2016	\$500,000.00	CHINA	Anonymous
University of Pennsylvania	06/01/2016	\$400,000.00	HK	Anonymous
University of Pennsylvania	06/29/2016	\$300,000.00	CHINA	Anonymous
University of Pennsylvania	06/30/2016	\$1,000,000.00	HK	Anonymous
University of Pennsylvania	12/07/2016	\$1,446,000.00	HK	University of Pennsylvania HK
University of Pennsylvania	03/13/2017	\$400,000.00	HK	Anonymous
University of Pennsylvania	07/14/2017	\$500,000.00	CHINA	Anonymous
University of Pennsylvania	09/20/2017	\$1,975,000.00	HK	University of Pennsylvania HK
University of Pennsylvania	02/05/2018	\$1,000.00	HK	Anonymous
University of Pennsylvania	03/09/2018	\$400,000.00	HK	Anonymous
University of Pennsylvania	03/15/2018	\$250,000.00	CHINA	Anonymous
University of Pennsylvania	03/15/2018	\$500,000.00	CHINA	Anonymous
University of Pennsylvania	03/15/2018	\$250,000.00	CHINA	Anonymous
University of Pennsylvania	03/20/2018	\$300,000.00	CHINA	Anonymous
University of Pennsylvania	05/16/2018	\$1,020,000.00	HK	Anonymous
University of Pennsylvania	05/29/2018	\$14,500,000.00	CHINA	Anonymous
University of Pennsylvania	06/06/2018	\$300,000.00	HK	Anonymous
University of Pennsylvania	06/12/2018	\$2,190,000.00	HK	University of Pennsylvania HK
University of Pennsylvania	07/10/2018	\$540,000.00	HK	Anonymous
University of Pennsylvania	01/09/2019	\$1,000,000.00	CHINA	Anonymous

University of Pennsylvania	01/09/2019	\$1,000,000.00	CHINA	Anonymous
University of Pennsylvania	02/01/2019	\$300,000.00	HK	Anonymous
University of Pennsylvania	03/13/2019	\$8,000.00	HK	Anonymous
University of Pennsylvania	04/03/2019	\$250,000.00	HK	Anonymous
University of Pennsylvania	05/15/2019	\$5,000.00	CHINA	1471450
University of Pennsylvania	05/31/2019	\$125,000.00	HK	2408712
University of Pennsylvania	05/31/2019	\$125,000.00	HK	2408712
University of Pennsylvania	05/31/2019	\$200,000.00	HK	Anonymous
University of Pennsylvania	05/31/2019	\$250,000.00	HK	Anonymous
University of Pennsylvania	05/31/2019	\$150,000.00	HK	Anonymous
University of Pennsylvania	06/03/2019	\$400,000.00	CHINA	Anonymous
University of Pennsylvania	06/03/2019	\$100,000.00	CHINA	Anonymous
University of Pennsylvania	06/03/2019	\$4,975.00	CHINA	Anonymous
University of Pennsylvania	06/11/2019	\$100,000.00	CHINA	Anonymous
University of Pennsylvania	06/19/2019	\$1,000,000.00	HK	Anonymous
University of Pennsylvania	06/25/2019	\$100,000.00	CHINA	Anonymous
University of Pennsylvania	06/25/2019	\$200,000.00	CHINA	Anonymous
University of Pennsylvania	06/26/2019	\$400,000.00	CHINA	Anonymous
University of Pennsylvania	06/26/2019	\$100,000.00	CHINA	Anonymous
University of Pennsylvania	06/26/2019	\$100,000.00	CHINA	Anonymous
University of Pennsylvania	06/30/2019	\$333,279.00	CHINA	Anonymous
University of Pennsylvania	06/30/2019	\$416,721.00	CHINA	Anonymous
University of Pennsylvania	06/30/2019	\$383,054.00	CHINA	Anonymous
University of Pennsylvania	06/30/2019	\$383,279.00	CHINA	Anonymous
University of Pennsylvania	06/30/2019	\$500,000.00	CHINA	Anonymous
University of Pennsylvania	06/30/2019	\$483,667.00	CHINA	Anonymous
University of Pennsylvania	07/17/2019	\$1,250,000.00	CHINA	2429945
University of Pennsylvania	07/17/2019	\$750,000.00	CHINA	2429945
University of Pennsylvania	07/17/2019	\$500,000.00	CHINA	2429945
University of Pennsylvania	08/28/2019	\$299,533.00	HK	1472134

University of Pennsylvania	10/11/2019	\$150,000.00	HK	1048832
University of Pennsylvania	10/25/2019	\$300,000.00	CHINA	2447717
University of Pennsylvania	10/25/2019	\$100,000.00	CHINA	2447717
University of Pennsylvania	11/26/2019	\$1,000.00	HK	1497654
University of Pennsylvania	11/27/2019	\$600,000.00	CHINA	1643212
University of Pennsylvania	11/27/2019	\$29,990.00	CHINA	1643212
University of Pennsylvania	12/23/2019	\$2,125,000.00	HK	1413157
University of Pennsylvania	12/24/2019	\$250,000.00	CHINA	1471450
University of Pennsylvania	12/24/2019	\$250,000.00	CHINA	1471450
University of Pennsylvania	09/30/2014	\$274,677.00	HK	University of Pennsylvania HK
University of Pennsylvania	09/23/2015	\$1,035,806.00	HK	University of Pennsylvania HK
University of Pennsylvania	12/07/2016	\$1,446,000.00	HK	University of Pennsylvania HK
University of Pennsylvania	09/20/2017	\$1,975,000.00	HK	University of Pennsylvania HK
University of Pennsylvania	06/12/2018	\$2,190,000.00	HK	University of Pennsylvania HK
USC	05/05/2014	\$1,000,000.00	CHINA	Individual
USC	05/12/2014	\$275,000.00	HK	Corporation
USC	05/12/2014	\$517,848.00	HK	Corporation
USC	05/19/2014	\$1,000,000.00	CHINA	Individual
USC	10/30/2014	\$250,000.00	CHINA	
USC	12/11/2014	\$500,000.00	HK	
USC	12/19/2014	\$11,000,000.00	HK	
USC	05/21/2015	\$362,910.00	HK	
USC	06/24/2015	\$482,960.00	CHINA	
USC	07/17/2015	\$998,122.00	HK	
USC	08/03/2015	\$1,250,000.00	CHINA	
USC	09/16/2015	\$250,000.00	CHINA	
USC	09/18/2015	\$250,000.00	CHINA	
USC	09/24/2015	\$5,895,548.00	HK	Company
USC	10/20/2015	\$500,000.00	HK	Corporation
USC	10/22/2015	\$400,000.00	CHINA	Corporation
USC	12/02/2015	\$459,960.00	CHINA	
USC	12/07/2015	\$480,000.00	CHINA	
USC	12/09/2015	\$463,632.00	CHINA	Corporation
USC	01/25/2016	\$2,400,000.00	HK	
USC	05/31/2016	\$375,000.00	CHINA	
USC	05/31/2016	\$519,543.00	HK	Company
USC	06/06/2016	\$400,000.00	CHINA	Corporation
USC	07/01/2016	\$500,000.00	HK	

USC	07/22/2016	\$500,000.00	CHINA	
USC	07/26/2016	\$1,500,000.00	CHINA	
USC	08/08/2016	\$16,274,056.00	CHINA	
USC	08/30/2016	\$250,000.00	CHINA	
USC	09/26/2016	\$439,859.00	CHINA	
USC	11/03/2016	\$1,200,000.00	CHINA	
USC	12/15/2016	\$4,000,000.00	HK	
USC	01/31/2017	\$978,216.00	HK	
USC	03/06/2017	\$600,000.00	CHINA	
USC	03/10/2017	\$1,450,000.00	HK	
USC	05/16/2017	\$300,000.00	CHINA	
USC	06/30/2017	\$256,885.00	HK	
USC	08/14/2017	\$1,500,000.00	CHINA	
USC	09/11/2017	\$500,000.00	HK	
USC	09/11/2017	\$493,500.00	CHINA	
USC	10/04/2017	\$6,873,764.00	HK	
USC	10/19/2017	\$500,000.00	CHINA	
USC	12/13/2017	\$5,000,000.00	HK	
USC	12/19/2017	\$618,126.00	HK	
USC	01/12/2018	\$1,000,000.00	CHINA	
USC	01/17/2018	\$330,000.00	CHINA	
USC	02/27/2018	\$330,000.00	CHINA	
USC	03/26/2018	\$420,000.00	CHINA	
USC	04/04/2018	\$11,284,851.00	CHINA	
USC	04/13/2018	\$4,563,577.00	HK	
USC	04/18/2018	\$300,000.00	CHINA	
USC	05/22/2018	\$695,429.00	HK	
USC	06/29/2018	\$7,123,656.00	CHINA	
USC	07/19/2018	\$648,750.00	CHINA	
USC	07/25/2018	\$1,500,000.00	CHINA	
USC	09/07/2018	\$240,000.00	CHINA	
USC	09/28/2018	\$1,000,000.00	HK	
USC	10/08/2018	\$144,730.00	HK	
USC	10/08/2018	\$300,000.00	HK	
USC	11/28/2018	\$600,000.00	HK	
USC	02/14/2019	\$400,000.00	CHINA	
USC	04/02/2019	\$250,245.00	CHINA	
USC	04/02/2019	\$648,750.00	CHINA	
USC	04/12/2019	\$500,000.00	CHINA	
USC	06/10/2019	\$11,991,694.00	HK	
USC	08/12/2019	\$330,000.00	CHINA	
USC	08/13/2019	\$1,500,000.00	CHINA	
USC	08/19/2019	\$275,000.00	HK	
USC	10/01/2019	\$250,000.00	CHINA	

Williams College	12/29/2014	\$549,999.00	HK	
Williams College	11/24/2015	\$1,050,000.00	HK	
Williams College	07/02/2018	\$3,000,000.00	HK	
Yale	02/17/2014	\$235,132.00	HK	Anonymous #612
Yale	03/07/2014	\$821,167.00	CHINA	Anonymous #610
Yale	03/14/2014	\$738,600.00	HK	Anonymous #22
Yale	04/04/2014	\$1,762,834.00	CHINA	Anonymous #26
Yale	04/29/2014	\$3,525,667.00	HK	Anonymous #24
Yale	09/30/2014	\$1,848,973.00	CHINA	Anonymous #19
Yale	10/30/2014	\$675,463.00	CHINA	Anonymous #611
Yale	11/20/2014	\$250,000.00	HK	Donor
Yale	12/18/2014	\$1,856,750.00	HK	Donor
Yale	12/31/2014	\$1,105,047.00	HK	Anonymous #27
Yale	02/06/2015	\$774,716.00	CHINA	Anonymous #614
Yale	03/10/2015	\$258,613.00	CHINA	Anonymous #613
Yale	03/16/2015	\$395,630.00	CHINA	Contracting Party
Yale	05/07/2015	\$191,728.00	CHINA	Contracting Party
Yale	06/23/2015	\$714,667.00	CHINA	Anonymous #26
Yale	06/30/2015	\$400,000.00	HK	Anonymous #29
Yale	07/01/2015	\$438,409.00	CHINA	Anonymous #142
Yale	07/28/2015	\$1,429,333.00	HK	Anonymous #24
Yale	08/07/2015	\$999,659.00	CHINA	Donor
Yale	09/10/2015	\$407,400.00	CHINA	Anonymous #125
Yale	11/27/2015	\$6,000,000.00	HK	Anonymous #8
Yale	12/02/2015	\$520,371.00	CHINA	Contracting Party
Yale	12/07/2015	\$300,000.00	HK	Anonymous #38
Yale	12/16/2015	\$631,796.00	CHINA	Anonymous #615
Yale	12/30/2015	\$780,000.00	CHINA	Anonymous #19
Yale	12/30/2015	\$675,071.00	HK	Anonymous #27
Yale	05/12/2016	\$402,100.00	HK	Contracting Party
Yale	06/01/2016	\$1,500,000.00	CHINA	Anonymous #107
Yale	06/14/2016	\$2,000,000.00	CHINA	Donor
Yale	06/14/2016	\$2,000,000.00	CHINA	Donor
Yale	06/14/2016	\$1,000,000.00	CHINA	Donor
Yale	07/01/2016	\$966,138.00	CHINA	Anonymous #158
Yale	07/14/2016	\$380,756.00	CHINA	Contracting Party
Yale	08/29/2016	\$332,820.00	CHINA	Contracting Party
Yale	09/06/2016	\$250,000.00	CHINA	Donor
Yale	10/12/2016	\$1,127,311.00	CHINA	Anonymous #623
Yale	10/27/2016	\$303,000.00	CHINA	Contracting Party
Yale	11/03/2016	\$2,000,000.00	CHINA	Anonymous #43
Yale	11/15/2016	\$551,240.00	CHINA	Anonymous #621
Yale	12/09/2016	\$250,000.00	HK	Anonymous #38
Yale	12/20/2016	\$1,000,000.00	HK	Anonymous #51

Yale	12/21/2016	\$964,667.00	CHINA	Anonymous #26
Yale	12/23/2016	\$47,353,186.00	HK	Anonymous #9
Yale	01/03/2017	\$225,760.00	CHINA	Contracting Party
Yale	01/04/2017	\$134,700.00	CHINA	Contracting Party
Yale	01/09/2017	\$1,000,000.00	CHINA	Anonymous #19
Yale	04/10/2017	\$2,000,000.00	HK	Donor
Yale	04/10/2017	\$3,000,000.00	HK	Donor
Yale	05/09/2017	\$118,620.00	CHINA	Contracting Party
Yale	05/23/2017	\$336,820.00	HK	Anonymous #634
Yale	06/21/2017	\$583,547.00	CHINA	Anonymous #630
Yale	06/22/2017	\$378,927.00	CHINA	Contracting Party
Yale	06/27/2017	\$340,000.00	CHINA	Anonymous #55
Yale	08/24/2017	\$2,000,000.00	CHINA	Anonymous #43
Yale	09/14/2017	\$900,000.00	CHINA	Anonymous #57
Yale	09/18/2017	\$612,028.00	CHINA	Anonymous #633
Yale	09/22/2017	\$250,000.00	HK	Anonymous #38
Yale	10/01/2017	\$300,000.00	CHINA	Anonymous #127
Yale	10/02/2017	\$375,376.00	HK	Anonymous #631
Yale	10/11/2017	\$383,333.00	HK	Anonymous #59
Yale	11/01/2017	\$376,079.00	CHINA	Anonymous #158
Yale	11/03/2017	\$714,667.00	CHINA	Anonymous #26
Yale	11/08/2017	\$1,166,667.00	HK	Anonymous #24
Yale	11/22/2017	\$2,710,488.00	CHINA	Anonymous #134
Yale	12/07/2017	\$47,670,277.00	HK	Anonymous #9
Yale	12/20/2017	\$1,000,000.00	HK	Anonymous #51
Yale	12/28/2017	\$1,000,000.00	CHINA	Anonymous #10
Yale	01/04/2018	\$134,700.00	CHINA	Contracting Party
Yale	02/01/2018	\$4,933,450.00	CHINA	Anonymous #156
Yale	02/09/2018	\$324,968.00	CHINA	Anonymous #637
Yale	03/08/2018	\$800,000.00	CHINA	Anon. Donor #12
Yale	03/08/2018	\$500,000.00	HK	Anon. Donor #16
Yale	03/08/2018	\$800,000.00	CHINA	Anonymous #21
Yale	03/08/2018	\$500,000.00	HK	Anonymous #42
Yale	03/12/2018	\$1,470,560.00	CHINA	Anonymous #640
Yale	03/15/2018	\$118,620.00	CHINA	Contracting Party
Yale	03/27/2018	\$333,333.00	CHINA	Anon. Donor #17
Yale	03/27/2018	\$333,333.00	CHINA	Anonymous #26
Yale	04/09/2018	\$4,933,450.00	CHINA	Anon. Donor #1
Yale	04/09/2018	\$4,933,450.00	CHINA	Anonymous #11
Yale	04/24/2018	\$1,000,000.00	HK	Anon. Donor #10
Yale	04/24/2018	\$1,000,000.00	HK	Anonymous #29
Yale	04/26/2018	\$2,953,688.00	CHINA	Anonymous #23
Yale	04/27/2018	\$609,287.00	CHINA	Contracting Party
Yale	05/17/2018	\$445,000.00	CHINA	Contracting Party

Yale	05/30/2018	\$277,400.00	HK	Anonymous #636
Yale	06/05/2018	\$250,000.00	CHINA	Anon. Donor #19
Yale	06/06/2018	\$520,830.00	CHINA	Anonymous #639
Yale	06/21/2018	\$10,450,000.00	HK	Anon. Donor #8
Yale	06/25/2018	\$1,000,000.00	CHINA	Anonymous #38
Yale	06/26/2018	\$324,968.00	CHINA	Anonymous #638
Yale	06/27/2018	\$1,686,334.00	HK	Anonymous #34
Yale	06/29/2018	\$360,000.00	HK	Anonymous #32
Yale	07/03/2018	\$843,165.00	CHINA	Anonymous #37
Yale	07/30/2018	\$374,160.00	CHINA	Contracting Party
Yale	08/22/2018	\$2,000,000.00	CHINA	Anonymous #14
Yale	08/22/2018	\$463,800.00	CHINA	Anonymous #635
Yale	10/18/2018	\$500,000.00	CHINA	Anonymous #31
Yale	10/29/2018	\$500,000.00	HK	Anonymous #28
Yale	12/14/2018	\$1,000,000.00	HK	Anonymous #41
Yale	12/19/2018	\$14,450,000.00	HK	Anonymous #24
Yale	12/27/2018	\$250,000.00	HK	Donor
Yale	01/01/2019	\$410,242.00	CHINA	Anonymous #23
Yale	01/01/2019	\$869,714.00	CHINA	Contracting Party
Yale	01/14/2019	\$118,620.00	CHINA	Contracting Party
Yale	01/15/2019	\$134,700.00	CHINA	Contracting Party
Yale	03/26/2019	\$338,250.00	CHINA	Anonymous #29
Yale	04/01/2019	\$450,000.00	CHINA	Contracting Party
Yale	04/02/2019	\$316,100.00	CHINA	Anonymous #36
Yale	04/05/2019	\$507,082.00	HK	Anonymous #10
Yale	05/31/2019	\$361,008.00	CHINA	Anonymous #30
Yale	06/03/2019	\$202,000.00	CHINA	Contracting Party
Yale	06/13/2019	\$609,950.00	CHINA	Contracting Party
Yale	06/17/2019	\$609,950.00	CHINA	Anonymous #31
Yale	06/20/2019	\$333,333.00	CHINA	Anonymous #7
Yale	06/21/2019	\$600,000.00	HK	Anonymous #11
Yale	06/24/2019	\$1,100,000.00	HK	Anonymous #4
Yale	06/25/2019	\$50,000.00	CHINA	Donor
Yale	06/25/2019	\$201,000.00	CHINA	Donor
Yale	06/28/2019	\$3,000,000.00	HK	Anonymous #5
Yale	07/02/2019	\$2,000,000.00	CHINA	Anonymous #40
Yale	07/10/2019	\$613,180.00	CHINA	Contracting Party
Yale	08/07/2019	\$632,655.00	CHINA	Anonymous #60
Yale	08/13/2019	\$500,000.00	HK	Anonymous #52
Yale	08/27/2019	\$347,043.00	HK	Anonymous #42
Yale	08/28/2019	\$400,000.00	HK	Anonymous #43
Yale	09/12/2019	\$262,520.00	CHINA	Anonymous #61
Yale	09/12/2019	\$1,750,800.00	CHINA	Anonymous #62
Yale	09/22/2019	\$385,100.00	CHINA	Contracting Party

Yale	10/01/2019	\$1,062,531.00	CHINA	Anonymous #58
Yale	12/19/2019	\$1,000,000.00	HK	Anonymous #51
Yale	12/30/2019	\$1,000,000.00	CHINA	Anonymous #49
Yale	12/31/2019	\$55,685.00	CHINA	Contracting Party
	TOTAL	\$1,155,979,172.00		

APPENDIX I: All money attributed to Chinese government sources, 2014-2019

Based on a [Sec. 117 data set](#) available on the Federal Student Aid website, covering the time period from January 1st 2014 through June 30th, 2020

School	Date	Amount	Country	Source
Alfred University	12/22/2017	\$285,973.00	CHINA	Confucius Institute Headquarters
Arizona State University	07/22/2014	\$138,205.00	CHINA	Confucius Institute Headquarters
Arizona State University	11/17/2014	\$120,000.00	CHINA	Confucius Institute Headquarters
Arizona State University	09/14/2015	\$143,345.00	CHINA	Confucius Institute Headquarters
Arizona State University	12/29/2015	\$130,000.00	CHINA	Confucius Institute Headquarters
Arizona State University	12/01/2017	\$154,120.00	CHINA	Confucius Institute Headquarters
Arizona State University	12/21/2017	\$135,000.00	CHINA	Confucius Institute Headquarters
Auburn University Montgomery	09/10/2014	\$77,091.00	CHINA	Confucius Institute Headquarters
Auburn University Montgomery	11/24/2014	\$90,000.00	CHINA	Confucius Institute Headquarters
Auburn University Montgomery	11/28/2014	\$34,400.00	CHINA	Confucius Institute Headquarters
Auburn University Montgomery	02/04/2015	\$20,000.00	CHINA	Confucius Institute Headquarters
Auburn University Montgomery	07/01/2015	\$113,619.00	CHINA	Confucius Institute Headquarters
Auburn University Montgomery	12/04/2015	\$12,200.00	CHINA	Confucius Institute Headquarters
Auburn University Montgomery	12/29/2015	\$100,000.00	CHINA	Confucius Institute Headquarters
Auburn University Montgomery	09/09/2016	\$42,252.00	CHINA	Confucius Institute Headquarters
Auburn University Montgomery	12/27/2016	\$75,000.00	CHINA	Confucius Institute Headquarters
Auburn University Montgomery	09/20/2017	\$94,278.00	CHINA	Confucius Institute Headquarters
Auburn University Montgomery	12/21/2017	\$79,000.00	CHINA	Confucius Institute Headquarters
Bryant University	10/03/2017	\$33,830.00	CHINA	Office of Chinese Language Council
Cal Tech	01/31/2016	\$13,578.00	CHINA	Nat'l Astron Obs, Chinese Acad Scie
Cal Tech	02/28/2016	\$8,356.00	CHINA	Nat'l Astron Obs, Chinese Acad Scie
Cal Tech	03/31/2016	\$10,445.00	CHINA	Nat'l Astron Obs, Chinese Acad Scie

Cal Tech	04/30/2016	\$8,878.00	CHINA	Nat'l Astron Obs, Chinese Acad Scie
Cal Tech	06/30/2016	\$74,065.00	CHINA	Nat'l Astron Obs, Chinese Acad Scie
Cal Tech	08/14/2019	\$177,810.00	CHINA	NATIONAL ASTRO OBSERVATORIES
Cal Tech	08/14/2019	\$114,688.00	CHINA	NATIONAL ASTRO OBSERVATORIES
Cal Tech	08/31/2014	\$9,101.00	CHINA	NATIONAL ASTRONOMICAL OBSERVATORIES
Cal Tech	09/30/2014	\$4,854.00	CHINA	NATIONAL ASTRONOMICAL OBSERVATORIES
Cal Tech	10/31/2014	\$12,016.00	CHINA	NATIONAL ASTRONOMICAL OBSERVATORIES
Cal Tech	11/30/2014	\$10,489.00	CHINA	NATIONAL ASTRONOMICAL OBSERVATORIES
Cal Tech	12/31/2014	\$10,489.00	CHINA	NATIONAL ASTRONOMICAL OBSERVATORIES
Cal Tech	01/31/2015	\$5,801.00	CHINA	NATIONAL ASTRONOMICAL OBSERVATORIES
Cal Tech	03/01/2015	\$5,801.00	CHINA	NATIONAL ASTRONOMICAL OBSERVATORIES
Cal Tech	03/31/2015	\$6,411.00	CHINA	NATIONAL ASTRONOMICAL OBSERVATORIES
Cal Tech	04/30/2015	\$8,095.00	CHINA	NATIONAL ASTRONOMICAL OBSERVATORIES
Cal Tech	05/31/2015	\$11,684.00	CHINA	NATIONAL ASTRONOMICAL OBSERVATORIES
Cal Tech	06/30/2015	\$26,738.00	CHINA	NATIONAL ASTRONOMICAL OBSERVATORIES
Cal Tech	07/31/2015	\$13,357.00	CHINA	NATIONAL ASTRONOMICAL OBSERVATORIES
Cal Tech	08/31/2015	\$6,420.00	CHINA	NATIONAL ASTRONOMICAL OBSERVATORIES
Cal Tech	09/30/2015	\$15,283.00	CHINA	NATIONAL ASTRONOMICAL OBSERVATORIES
Cal Tech	10/31/2015	\$7,658.00	CHINA	NATIONAL ASTRONOMICAL OBSERVATORIES
Cal Tech	11/30/2015	\$6,222.00	CHINA	NATIONAL ASTRONOMICAL OBSERVATORIES
Cal Tech	12/31/2015	\$6,375.00	CHINA	NATIONAL ASTRONOMICAL OBSERVATORIES

California State University, Fullerton	12/01/2018	\$264,000.00	CHINA	Guangxi Education Department
California State University, Fullerton	12/01/2018	\$317,060.00	CHINA	Guangxi Education Department
College of William & Mary	03/23/2016	\$19,613.00	CHINA	Hanban
College of William & Mary	03/23/2016	\$18,695.00	CHINA	Hanban
College of William & Mary	06/21/2016	\$556.00	CHINA	Hanban
College of William & Mary	09/30/2016	\$10,380.00	CHINA	Hanban
College of William & Mary	12/07/2016	\$51,600.00	CHINA	Hanban
College of William & Mary	01/03/2017	\$65,000.00	CHINA	Hanban
College of William & Mary	10/17/2017	\$18,898.00	CHINA	Hanban
College of William & Mary	01/03/2018	\$74,000.00	CHINA	Hanban
College of William & Mary	08/24/2018	\$30,711.00	CHINA	Hanban
College of William & Mary	12/14/2018	\$20,000.00	CHINA	Hanban
College of William & Mary	12/31/2019	\$38,036.00	CHINA	Hanban North American Education Inc
Colorado State University	01/01/2019	\$44,988.00	CHINA	HanBan/Confucius Institute
Cornell University	07/18/2017	\$753,653.00	CHINA	Henan Shuanghui Investment & Develo
Emory University	12/05/2018	\$349,981.00	CHINA	Confucius Institute
Emory University	01/01/2019	\$117,205.00	CHINA	Confucius Institute
Emory University	01/01/2019	\$259,639.00	CHINA	Confucius Institute
George Washington University	12/31/2014	\$373,744.00	CHINA	Confucius Institute
George Washington University	12/31/2014	\$25,000.00	CHINA	Government of China
George Washington University	12/31/2015	\$288,945.00	CHINA	Government of China
George Washington University	06/30/2016	\$1,005,324.00	CHINA	Government of China
George Washington University	12/31/2016	\$401,776.00	CHINA	Government of China
George Washington University	12/31/2017	\$470,330.00	CHINA	Government of China
George Washington University	06/30/2018	\$549,315.00	CHINA	Government of China
George Washington University	12/31/2018	\$380,304.00	CHINA	Government of China
George Washington University	06/30/2019	\$342,761.00	CHINA	Government of China
George Washington University	12/31/2019	\$436,284.00	CHINA	Government of China
Georgetown University	09/23/2015	\$421,150.00	CHINA	Government of Guangdong
Georgetown University	08/23/2016	\$421,162.00	CHINA	Government of Guangdong
Hawaii Pacific University	11/05/2018	\$500,000.00	CHINA	Heshan City Guang Wei Farming Compa
Indiana University - Purdue University Indianapolis	01/14/2014	\$357,397.00	CHINA	Hanban
Kansas State University	06/01/2018	\$131,792.00	CHINA	Hanban
Kennesaw State University	11/24/2014	\$336,403.00	CHINA	Confucius Inst. Hanban

Kennesaw State University	12/29/2015	\$320,504.00	CHINA	Confucius Inst. Hanban
Kennesaw State University	12/22/2017	\$462,457.00	CHINA	Confucius Inst. Hanban
Michigan State University	08/29/2014	\$131,965.00	CHINA	Natl Off Chinese Lang Concl Intl
Michigan State University	04/22/2014	\$386,536.00	CHINA	Natl Off of Chinese Lang Concl Int
Middle Tennessee State University	11/10/2014	\$26,491.00	CHINA	Confucius Institute Headquarters
Middle Tennessee State University	11/17/2014	\$40,000.00	CHINA	Confucius Institute Headquarters
Middle Tennessee State University	12/26/2014	\$1,000,000.00	CHINA	Confucius Institute Headquarters
Middle Tennessee State University	12/24/2019	\$303,468.00	CHINA	Hanban
New York University	01/01/2017	\$405,000.00	CHINA	Government
New York University	09/01/2017	\$680,000.00	CHINA	Government
New York University	01/01/2019	\$412,970.00	CHINA	Government
New York University	01/01/2019	\$390,000.00	CHINA	Government
North Carolina State University	11/24/2017	\$284,949.00	CHINA	Office of Chinese Language Council
San Diego State University	08/18/2014	\$399,823.00	CHINA	Hanban
San Diego State University	12/03/2014	\$450,000.00	CHINA	Hanban
San Diego State University	10/29/2015	\$136,291.00	CHINA	Hanban
San Diego State University	12/14/2015	\$1,620.00	CHINA	Hanban
San Diego State University	12/29/2015	\$290,000.00	CHINA	Hanban
San Diego State University	03/22/2018	\$446,607.00	CHINA	Hanban
San Diego State University	10/15/2018	\$257,644.00	CHINA	Hanban
San Diego State University	12/19/2018	\$100,000.00	CHINA	Hanban
Texas A&M University	04/01/2019	\$2,000,000.00	CHINA	Qinigdao National Labratory for Mar
Texas A&M University	09/25/2018	\$2,000,000.00	CHINA	Quindgao Natonal Laboratory
Troy University	05/07/2019	\$463,657.00	CHINA	Confucius Institute Headquarters
University of Akron (The)	12/17/2017	\$392,822.00	CHINA	Confucius Institute
UC-Berkeley	07/01/2018	\$2,604,042.00	CHINA	Nanjing Intl Healthcare Area
UC-Los Angeles	09/27/2019	\$264,470.00	CHINA	CONFUCIOUS INSTITUTE
UC-Los Angeles	07/15/2016	\$189,487.00	CHINA	CONFUCIOUS INSTITUTE HEADQUARTERS
UC-Los Angeles	06/27/2017	\$30,805.00	CHINA	CONFUCIUS INST HEADQUARTERS
UC-Los Angeles	12/27/2016	\$115,000.00	CHINA	CONFUCIUS INSTITUTE
UC-Los Angeles	11/01/2017	\$43,640.00	CHINA	CONFUCIUS INSTITUTE
UC-Los Angeles	07/24/2019	\$45,653.00	CHINA	CONFUCIUS INSTITUTE
UC-Los Angeles	08/28/2019	\$155,791.00	CHINA	CONFUCIUS INSTITUTE
UC-Los Angeles	09/24/2019	\$41,671.00	CHINA	CONFUCIUS INSTITUTE

UC-Los Angeles	12/20/2019	\$73,118.00	CHINA	CONFUCIUS INSTITUTE
UC-Los Angeles	06/09/2014	\$408,544.00	CHINA	Confucius Institute Headquarters
UC-Los Angeles	05/31/2015	\$79,973.00	CHINA	Confucius Institute Headquarters
UC-Los Angeles	09/30/2015	\$260,774.00	CHINA	CONFUCIUS INSTITUTE HEADQUARTERS
UC-Los Angeles	12/04/2015	\$6,150.00	CHINA	CONFUCIUS INSTITUTE HEADQUARTERS
UC-Los Angeles	12/29/2015	\$190,000.00	CHINA	CONFUCIUS INSTITUTE HEADQUARTERS
UC-Los Angeles	04/20/2018	\$137,051.00	CHINA	Confucius Institute Headquarters
UC-Los Angeles	08/17/2018	\$478,520.00	CHINA	Confucius Institute Headquarters
UC-Los Angeles	10/01/2014	\$350,275.00	HONG KONG	Hong Kong Sanatorium & Hospital
UC-Los Angeles	10/30/2015	\$305,882.00	HONG KONG	HONG KONG SANATORIUM AND HOSPITAL
UC-Los Angeles	06/30/2016	\$202,523.00	HONG KONG	HONG KONG SANATORIUM AND HOSPITAL
UC-Los Angeles	06/19/2017	\$305,910.00	HONG KONG	HONG KONG SANATORIUM AND HOSPITAL
UC-Los Angeles	02/28/2018	\$202,524.00	HONG KONG	Hong Kong Sanatorium and Hospital
UC-Los Angeles	06/25/2018	\$202,523.00	HONG KONG	Hong Kong Sanatorium and Hospital
UC-Los Angeles	06/21/2016	\$305,912.00	HONG KONG	Hong Kong Sanatorium and Hospital,
UC-Los Angeles	05/04/2015	\$5,000.00	CHINA	Suzhou Industrial Park
UC-Los Angeles	02/25/2014	\$1,700.00	CHINA	Suzhou, Xuzhou Provincial Hospital
University of Illinois	04/21/2016	\$252,253.00	CHINA	Hanban
University of Kentucky	01/07/2014	\$1,551,235.00	CHINA	Confucious Institute
University of Kentucky	11/07/2018	\$193,480.00	CHINA	Confucious Institute HQ of China
University of Kentucky	11/29/2018	\$308,821.00	CHINA	Confucious Institute HQ of China
University of Kentucky	02/09/2016	\$1,700,000.00	CHINA	Confucius Inst. HQ of China
University of Kentucky	11/11/2016	\$531,172.00	CHINA	Confucius Inst. HQ of China
University of Kentucky	07/31/2017	\$748,953.00	CHINA	Confucius Institute Hd of China

University of Kentucky	03/13/2018	\$261,000.00	CHINA	Confucius Institute Hd of China
University of Kentucky	06/25/2019	\$27,976.00	CHINA	Confucius Institute HQ of China
University of Kentucky	11/25/2019	\$659,586.00	CHINA	Confucius Institute HQ of China
University of Kentucky	12/23/2015	\$1,162,204.00	CHINA	Headquarters of Confucius Institute
University of Kentucky	12/23/2015	\$1,162,204.00	CHINA	Headquarters of Confucius Institute
University of Maryland	12/28/2015	\$900,000.00	CHINA	Office of Chinese Language Council
University of Michigan - Ann Arbor	07/01/2015	\$153,863.00	CHINA	Confucius Inst. Headquarters
University of Michigan - Ann Arbor	12/04/2015	\$41,907.00	CHINA	Confucius Inst. Headquarters
University of Michigan - Ann Arbor	12/29/2015	\$150,000.00	CHINA	Confucius Inst. Headquarters
University of Michigan - Ann Arbor	05/10/2019	\$307,808.00	CHINA	Confucius Institute Headquarters
University of Michigan - Ann Arbor	06/12/2019	\$6,852.00	CHINA	Confucius Institute Headquarters
University of Minnesota - Twin Cities	04/01/2018	\$262,089.00	CHINA	Offi of Chinese Lang Council Int'l
University of Minnesota - Twin Cities	02/17/2015	\$336,474.00	CHINA	Office of Chinese Language Council
University of Minnesota - Twin Cities	03/28/2017	\$237,726.00	CHINA	Office of Chinese Language Council
University of Nebraska	07/01/2014	\$277,861.00	CHINA	Hanban: Confucius Institute
University of Oklahoma	08/19/2019	\$485,646.00	CHINA	HANBAN China
University of Pennsylvania	10/27/2014	\$661,000.00	CHINA	State Administration Foreign Expert
University of Pennsylvania	10/12/2015	\$579,450.00	CHINA	State Administration Foreign Expert
University of Pennsylvania	10/17/2016	\$598,850.00	CHINA	State Administration Foreign Expert
University of Pennsylvania	10/16/2017	\$502,750.00	CHINA	State Administration Foreign Expert
University of Pittsburgh	07/01/2019	\$199,571.00	CHINA	Hanban
University of Pittsburgh	05/19/2014	\$77,988.00	CHINA	Nat'l Instit of Clean-and-Low Carbo
University of Pittsburgh	08/28/2014	\$96,053.00	CHINA	Off of Chinese Lang. Council Int'l
University of Pittsburgh	11/25/2014	\$130,000.00	CHINA	Off of Chinese Lang. Council Int'l
University of Pittsburgh	07/10/2015	\$172,051.00	CHINA	Off of Chinese Lang. Council Int'l
University of Pittsburgh	12/31/2015	\$130,000.00	CHINA	Off of Chinese Lang. Council Int'l
University of Pittsburgh	09/09/2016	\$107,253.00	CHINA	Off of Chinese Lang. Council Int'l
University of Pittsburgh	03/28/2017	\$115,000.00	CHINA	Off of Chinese Lang. Council Int'l

University of Pittsburgh	07/27/2017	\$152,796.00	CHINA	Off of Chinese Lang. Council Int'l
University of Pittsburgh	12/31/2017	\$134,000.00	CHINA	Off of Chinese Lang. Council Int'l
University of Pittsburgh	12/18/2018	\$134,685.00	CHINA	Off of Chinese Lang. Council Int'l
University of Pittsburgh	12/19/2018	\$30,000.00	CHINA	Off of Chinese Lang. Council Int'l
University of Pittsburgh	12/18/2018	\$134,685.00	CHINA	Off of Chinese Language Council Int
University of Pittsburgh	12/19/2018	\$30,000.00	CHINA	Off of Chinese Language Council Int
UT- Dallas	11/06/2015	\$30,130.00	CHINA	Confucius Institute Headquarters
UT- Dallas	12/29/2015	\$150,000.00	CHINA	Confucius Institute Headquarters
UT- Dallas	03/09/2016	\$50,000.00	CHINA	Confucius Institute Headquarters
UT- Dallas	06/21/2016	\$151,971.00	CHINA	Confucius Institute Headquarters
UT- Dallas	08/31/2017	\$60,000.00	CHINA	Confucius Institute Headquarters
UT- Dallas	10/17/2017	\$233,514.00	CHINA	Confucius Institute Headquarters
UT- Dallas	12/21/2017	\$208,000.00	CHINA	Confucius Institute Headquarters
UT- San Antonio	04/18/2018	\$6,448.00	CHINA	Confucius Institute- Hanban Headqua
UT- San Antonio	10/12/2018	\$62,907.00	CHINA	Confucius Institute- Hanban Headqua
UT- San Antonio	12/18/2018	\$20,000.00	CHINA	Confucius Institute- Hanban Headqua
University of Toledo	06/01/2019	\$230,550.00	CHINA	Hanban-Confucius Institute
University of Toledo	12/01/2019	\$218,200.00	CHINA	Hanban-Confucius Institute
University of Utah	10/31/2018	\$182,526.00	CHINA	Confucious Institute
University of Utah	03/28/2019	\$30,000.00	CHINA	Confucious Institute
University of Utah	10/28/2019	\$218,634.00	CHINA	Confucius Institute
Valparaiso University	01/01/2019	\$50,000.00	CHINA	Confucius Institute
Valparaiso University	10/15/2019	\$270,655.00	CHINA	Confucius Institute
Valparaiso University	10/23/2019	\$33,000.00	CHINA	Confucius Institute
Valparaiso University	03/31/2016	\$271,415.00	CHINA	Hanban Confucius Institute
Valparaiso University	10/18/2018	\$260,620.00	CHINA	Hanban Confucius Institute
West Virginia University	07/12/2019	\$161,190.00	CHINA	Hanban, China
West Virginia University	12/12/2019	\$30,000.00	CHINA	Hanban, China
Xavier University of Louisiana	07/10/2014	\$7,693.00	CHINA	Confucius Institute Headquarters
Xavier University of Louisiana	11/24/2014	\$50,000.00	CHINA	Confucius Institute Headquarters

Xavier University of Louisiana	07/01/2015	\$87,554.00	CHINA	Confucius Institute Headquarters
Xavier University of Louisiana	11/27/2015	\$8,000.00	CHINA	Confucius Institute Headquarters
Xavier University of Louisiana	12/29/2015	\$65,000.00	CHINA	Confucius Institute Headquarters
Xavier University of Louisiana	09/07/2016	\$8,460.00	CHINA	Confucius Institute Headquarters
Xavier University of Louisiana	09/26/2016	\$65,168.00	CHINA	Confucius Institute Headquarters
Xavier University of Louisiana	03/28/2017	\$65,000.00	CHINA	Confucius Institute Headquarters
Xavier University of Louisiana	08/25/2017	\$60,694.00	CHINA	Confucius Institute Headquarters
Xavier University of Louisiana	11/29/2017	\$90,000.00	CHINA	Confucius Institute Headquarters
Xavier University of Louisiana	12/19/2017	\$15,222.00	CHINA	Confucius Institute Headquarters
Xavier University of Louisiana	12/21/2017	\$73,000.00	CHINA	Confucius Institute Headquarters
Xavier University of Louisiana	09/25/2018	\$106,102.00	CHINA	Confucius Institute Headquarters
Xavier University of Louisiana	11/16/2018	\$4,300.00	CHINA	Confucius Institute Headquarters
		\$49,479,566.00		

APPENDIX J: Transactions that took place between 2013 and 2018 but were never reported until 2020 or later

Based on the [Sec. 117 data set](#) available on the U.S. Department of Education website, current through October 17th, 2022

Name	Country	Amount	Date
Arizona State University	CHINA	\$767,710	4/1/16
Arizona State University	CHINA	\$5,868,200	3/31/17
Arizona State University	CHINA	\$285,155	9/1/17
Arizona State University	CHINA	\$998,182	7/6/18
Arizona State University	CHINA	\$1,583,482	9/1/18
Baylor College of Medicine	CHINA	\$258,935	12/15/16
Berkeley College	CHINA	\$495,525	11/25/14
Berkeley College	CHINA	\$617,630	11/25/14
Bowling Green State University	CHINA	\$290,000	12/10/18
Brown University	CHINA	\$1,865,191	11/20/15
Bryant University	CHINA	\$994,453	10/23/14
Bryant University	China	\$1,179,012	10/23/14
Bryant University	CHINA	\$1,338,693	10/23/14
Bryant University	CHINA	\$1,354,947	10/23/14
Bryant University	CHINA	\$1,421,869	10/23/14
Bryant University	CHINA	\$1,456,006	10/23/14
Bryant University	CHINA	\$1,751,069	10/23/14

Bryant University	CHINA	\$2,226,462	10/23/14
Bryant University	CHINA	\$2,786,091	10/23/14
Bryant University	CHINA	\$22,638,334	10/23/14
Carnegie Mellon University	CHINA	\$1,182,391	4/16/18
Chapman University	CHINA	\$950,000	6/4/18
Clemson University	CHINA	\$400,000	9/1/16
Clemson University	CHINA	\$400,000	9/1/16
College of William & Mary	CHINA	\$56,929	1/1/16
Colorado School of Mines	CHINA	\$67,500	12/15/14
Colorado School of Mines	CHINA	\$68,542	3/13/17
Colorado School of Mines	CHINA	\$70,000	5/1/17
Colorado School of Mines	CHINA	\$70,000	10/26/17
Colorado School of Mines	CHINA	\$71,042	12/27/17
Colorado School of Mines	CHINA	\$79,000	2/28/18
Colorado School of Mines	CHINA	\$335,936	6/1/18
Colorado School of Mines	CHINA	\$400,000	10/16/18
Columbia College Chicago	CHINA	\$506,124	1/1/15
Columbia College Chicago	CHINA	\$674,832	1/1/15
Columbia College Chicago	CHINA	\$702,950	1/1/15
Columbia University in the City of New York	CHINA	\$174,990	9/1/18
Columbia University in the City of New York	CHINA	\$174,990	9/1/18
Columbia University in the City of New York	CHINA	\$174,990	9/1/18
Columbia University in the City of New York	CHINA	\$174,990	9/1/18
Columbia University in the City of New York	CHINA	\$174,990	9/1/18
Columbia University in the City of New York	CHINA	\$174,990	9/1/18
Columbia University in the City of New York	CHINA	\$174,990	9/1/18
Columbia University in the City of New York	China	\$349,990	9/1/18
Columbia University in the City of New York	HONG KONG	\$74,975	9/4/18
Columbia University in the City of New York	HONG KONG	\$74,975	9/4/18
Columbia University in the City of New York	HONG KONG	\$74,975	9/4/18
Columbia University in the City of New York	HONG KONG	\$74,975	9/4/18
Columbia University in the City of New York	HONG KONG	\$74,975	9/4/18
Columbia University in the City of New York	HONG KONG	\$74,975	9/4/18
Columbia University in the City of New York	HONG KONG	\$74,975	9/4/18
Columbia University in the City of New York	HONG KONG	\$74,975	9/4/18
Columbia University in the City of New York	HONG KONG	\$74,975	9/4/18
Cornell College	CHINA	\$472,545	4/11/16

Cornell University	CHINA	\$3,000,000	11/16/17
CUNY Bernard M. Baruch College	CHINA	\$1,492,302	11/17/13
Duke University	HONG KONG	\$255,627	2/11/13
Duke University	HONG KONG	\$362,715	2/11/13
Florida Institute of Technology	China	\$223,988	3/23/17
Florida Institute of Technology	CHINA	\$243,812	3/23/17
Florida Institute of Technology	CHINA	\$366,496	3/23/17
Florida International University	CHINA	\$297,455	12/3/14
Florida International University	China	\$605,288	12/3/14
Florida International University	CHINA	\$535,552	3/21/16
Florida International University	CHINA	\$800,000	3/21/16
Florida International University	CHINA	\$849,990	3/21/16
George Mason University	CHINA	\$111,409	6/19/18
Hawaii Pacific University	CHINA	\$30,000	10/28/18
Hult International Business School	CHINA	\$686,705	10/1/18
Icahn School of Medicine at Mount Sinai	CHINA	\$1,030,972	10/2/18
Icahn School of Medicine at Mount Sinai	CHINA	\$1,205,659	10/2/18
Indiana University - Bloomington	CHINA	\$482,373	1/16/17
Johns Hopkins University	HONG KONG	\$438,776	12/1/17
Kean University	China	\$869,482	10/17/18
Kean University	CHINA	\$1,769,271	10/17/18
Kean University	CHINA	\$1,976,539	10/17/18
Kean University	CHINA	\$2,679,925	10/17/18
Kean University	CHINA	\$3,171,340	10/17/18
MIT	CHINA	\$347,958	9/20/17
MIT	China	\$375,000	12/1/18
Mayo Clinic College of Medicine and Science	CHINA	\$594,412	8/18/17
Missouri State University	CHINA	\$776,913	10/15/15
Missouri State University	China	\$567,600	10/10/18
New York Institute of Technology	CHINA	\$1,174,425	4/19/13
New York Institute of Technology	CHINA	\$1,360,685	4/19/13
New York Institute of Technology	China	\$1,529,186	4/19/13
New York University	CHINA	\$545,028	7/1/14
New York University	CHINA	\$545,028	7/1/14
Northcentral University	CHINA	\$674,341	9/2/17
Northcentral University	CHINA	\$935,812	9/2/17
Northcentral University	CHINA	\$1,016,797	9/2/17
Northern Arizona University	CHINA	\$379,891	4/18/18
Northern Arizona University	CHINA	\$899,655	5/1/18
Northern Arizona University	CHINA	\$899,655	5/1/18

Pennsylvania State University (The)	CHINA	\$374,400	4/1/13
Princeton University	CHINA	\$4,563,320	6/16/18
Rochester Institute of Technology	CHINA	\$3,925,325	10/20/14
Rochester Institute of Technology	CHINA	\$3,969,450	10/20/14
Rochester Institute of Technology	CHINA	\$528,000	5/24/16
Rochester Institute of Technology	CHINA	\$585,000	5/24/16
Rochester Institute of Technology	CHINA	\$1,311,500	5/24/16
Rochester Institute of Technology	CHINA	\$1,311,520	5/24/16
Rochester Institute of Technology	China	\$1,526,520	5/24/16
Rochester Institute of Technology	CHINA	\$21,306,988	7/20/18
Rochester Institute of Technology	CHINA	\$21,370,700	7/20/18
Rochester Institute of Technology	China	\$22,154,275	7/20/18
Stanford University	HONG KONG	\$21,000	9/22/16
Stanford University	HONG KONG	\$60,000	9/22/16
Stanford University	HONG KONG	\$60,000	9/22/16
Stanford University	HONG KONG	\$100,000	11/29/16
Stanford University	CHINA	\$5,000	3/22/17
Stanford University	China	\$5,000	3/22/17
Stanford University	CHINA	\$9,971	3/22/17
Stanford University	CHINA	\$481,319	6/1/17
Stanford University	CHINA	\$461,906	6/1/18
Stanford University	CHINA	\$26,000	8/1/18
Stanford University	CHINA	\$78,500	8/1/18
State University of New York at Albany	CHINA	\$912,664	7/1/16
Temple University	CHINA	\$671,180	1/1/15
Temple University	CHINA	\$569,258	1/1/16
Temple University	CHINA	\$1,401,500	1/1/17
Texas A&M University	CHINA	\$10,000,000	7/27/18
Tulane University	CHINA	\$800,276	4/25/17
Tulane University	CHINA	\$253,335	7/31/17
Tulane University	CHINA	\$253,335	7/31/17
Tulane University	China	\$371,827	7/31/17
Tulane University	CHINA	\$508,667	7/31/17
Tulane University	CHINA	\$553,416	7/31/17
Tulane University	CHINA	\$849,980	7/31/17
Tulane University	CHINA	\$1,234,813	7/31/17
Tulane University	CHINA	\$1,818,165	7/31/17
University of Alabama at Birmingham	CHINA	\$4,000,186	8/29/16
University of Arizona (The)	CHINA	\$1,000,000	9/17/17
University of Arizona (The)	CHINA	\$494,261	8/15/18

University of Arkansas at Fort Smith	CHINA	\$1,268,257	7/31/18
University of Arkansas at Fort Smith	CHINA	\$1,268,257	7/31/18
UC-Davis	HONG KONG	\$250,000	7/12/13
UC-Davis	CHINA	\$293,834	1/1/14
UC-Davis	CHINA	\$780,862	9/1/14
UC-Davis	CHINA	\$495,517	10/1/15
UC-Davis	CHINA	\$433,572	12/15/15
UC-Davis	CHINA	\$254,000	3/22/16
UC-Davis	CHINA	\$1,281,708	4/1/16
UC-Davis	CHINA	\$299,800	1/20/17
UC-Davis	CHINA	\$1,324,784	4/1/17
UC-Irvine	CHINA	\$1,999,266	1/1/18
UC-Irvine	CHINA	\$134,954	4/10/18
UC-Irvine	CHINA	\$342,784	4/10/18
UC-Irvine	CHINA	\$477,738	4/10/18
UC-Irvine	HONG KONG	\$300,000	7/1/18
UC-Irvine	CHINA	\$383,935	7/8/18
UC-Irvine	CHINA	\$203,884	8/16/18
UC-Irvine	CHINA	\$80,031	9/29/18
UC-Irvine	CHINA	\$489,130	11/1/18
UC-Los Angeles	CHINA	\$3,900,000	9/16/17
UC-Los Angeles	CHINA	\$280,000	2/1/18
UC-Los Angeles	CHINA	\$60,000,000	9/6/18
UC-Riverside	CHINA	\$330,000	2/20/14
UC-Riverside	CHINA	\$1,000,000	9/2/17
UC-San Diego	CHINA	\$109,560	9/15/13
UC-San Diego	CHINA	\$750,000	10/10/13
UC-San Diego	CHINA	\$260,000	11/8/13
UC-San Diego	CHINA	\$153,200	1/6/14
UC-San Diego	CHINA	\$20,993	9/1/14
UC-San Diego	CHINA	\$110,280	9/29/14
UC-San Diego	CHINA	\$30,000	12/11/14
UC-San Diego	CHINA	\$45,000	12/12/14
UC-San Diego	CHINA	\$45,000	12/16/14
UC-San Diego	CHINA	\$45,000	12/18/14
UC-San Diego	CHINA	\$45,000	12/22/14
UC-San Diego	CHINA	\$45,000	12/24/14
UC-San Diego	CHINA	\$45,000	12/26/14
UC-San Diego	CHINA	\$103,350	1/16/15
UC-San Diego	CHINA	\$131,300	1/16/15

UC-San Diego	HONG KONG	\$39,009	2/5/15
UC-San Diego	CHINA	\$151,400	2/9/15
UC-San Diego	CHINA	\$30,000	10/9/15
UC-San Diego	CHINA	\$45,000	10/13/15
UC-San Diego	CHINA	\$45,000	10/15/15
UC-San Diego	CHINA	\$45,000	10/22/15
UC-San Diego	CHINA	\$45,000	10/27/15
UC-San Diego	CHINA	\$45,000	10/30/15
UC-San Diego	CHINA	\$45,000	11/3/15
UC-San Diego	CHINA	\$131,300	6/9/16
UC-San Diego	CHINA	\$260,460	10/25/16
UC-San Diego	CHINA	\$10,000	12/14/16
UC-San Diego	CHINA	\$49,873	12/16/16
UC-San Diego	CHINA	\$49,927	12/19/16
UC-San Diego	CHINA	\$49,671	12/21/16
UC-San Diego	CHINA	\$35,282	12/23/16
UC-San Diego	CHINA	\$49,786	12/27/16
UC-San Diego	CHINA	\$38,645	12/28/16
UC-San Diego	CHINA	\$26,816	12/30/16
UC-San Diego	CHINA	\$60,650	1/29/17
UC-San Diego	CHINA	\$60,650	1/29/17
UC-San Diego	CHINA	\$66,000	7/1/17
UC-San Diego	CHINA	\$66,000	7/1/17
UC-San Diego	CHINA	\$66,000	7/30/17
UC-San Diego	CHINA	\$346,434	8/18/17
UC-San Diego	CHINA	\$71,650	9/30/17
UC-San Diego	CHINA	\$564,375	11/6/17
UC-San Diego	CHINA	\$500,000	2/2/18
University of Central Florida	China	\$810,000	12/1/17
University of Colorado Boulder	CHINA	\$960,000	8/30/18
University of Delaware	CHINA	\$3,204,070	4/26/18
University of Delaware	CHINA	\$1,869,515	12/20/18
University of Hawaii at Manoa	CHINA	\$100,000	1/4/13
University of Hawaii at Manoa	CHINA	\$107,285	7/8/13
University of Hawaii at Manoa	CHINA	\$120,000	12/4/13
University of Hawaii at Manoa	CHINA	\$15,000	12/13/13
University of Hawaii at Manoa	CHINA	\$120,788	6/10/14
University of Hawaii at Manoa	CHINA	\$23,100	6/25/14
University of Hawaii at Manoa	CHINA	\$130,000	11/17/14
University of Hawaii at Manoa	CHINA	\$1,000,000	1/2/15
University of Hawaii at Manoa	CHINA	\$112,233	7/22/15

University of Hawaii at Manoa	CHINA	\$130,000	12/29/15
University of Hawaii at Manoa	CHINA	\$116,883	9/12/16
University of Hawaii at Manoa	CHINA	\$120,000	1/31/17
University of Hawaii at Manoa	CHINA	\$181,454	12/1/17
University of Hawaii at Manoa	CHINA	\$154,000	12/21/17
University of Hawaii at Manoa	CHINA	\$88,353	8/24/18
University of Hawaii at Manoa	CHINA	\$50,000	12/14/18
U-Illinois Chicago	CHINA	\$442,000	10/9/16
U-Illinois Chicago	CHINA	\$44,000	1/1/18
University of Illinois	CHINA	\$32,500	2/1/16
University of Illinois	CHINA	\$1,180,746	2/1/16
University of Illinois	CHINA	\$1,229,080	2/1/16
University of Illinois	CHINA	\$1,300,000	2/1/16
University of Indianapolis	CHINA	\$377,461	1/6/17
University of Kansas	CHINA	\$32,000	8/14/18
University of Kansas	CHINA	\$32,000	8/14/18
University of Kentucky	CHINA	\$303,999	2/2/18
University of Kentucky	CHINA	\$418,914	2/2/18
University of Kentucky	CHINA	\$938,282	2/2/18
University of Louisville	HONG KONG	\$8,138,203	3/31/16
University of Louisville	HONG KONG	\$1,086,807	11/15/16
University of Louisville	HONG KONG	\$1,519,116	11/15/16
University of Louisville	HONG KONG	\$731,638	12/31/18
University of Maryland	CHINA	\$205,838	3/23/17
University of Maryland	CHINA	\$65,000	12/14/17
University of Massachusetts Medical School	CHINA	\$285,349	7/11/14
University of Massachusetts Medical School	CHINA	\$2,000,000	4/1/15
University of Massachusetts Medical School	CHINA	\$7,999,964	4/10/17
University of Massachusetts Medical School	CHINA	\$4,000,000	9/28/17
University of Massachusetts Medical School	CHINA	\$4,000,000	9/28/17
University of Massachusetts Medical School	CHINA	\$3,653,556	8/1/18
University of Michigan - Ann Arbor	HONG KONG	\$599,671	9/24/13
University of Michigan - Ann Arbor	CHINA	\$299,100	11/1/15
University of Michigan - Ann Arbor	CHINA	\$1,615,303	1/7/16
University of Michigan - Ann Arbor	CHINA	\$285,405	8/30/16
University of Michigan - Ann Arbor	CHINA	\$320,000	6/7/17
University of Michigan - Ann Arbor	CHINA	\$960,645	8/15/17
University of Michigan - Ann Arbor	HONG KONG	\$49,979	1/1/18
University of Michigan - Ann Arbor	CHINA	\$383,750	8/6/18

University of Nebraska	CHINA	\$260,000	9/13/14
University of Nebraska Medical Center	China	\$440,512	10/1/18
University of Nebraska Medical Center	CHINA	\$528,687	10/1/18
University of Nebraska Medical Center	CHINA	\$528,829	10/1/18
University of Nebraska Medical Center	CHINA	\$652,099	10/1/18
University of Nebraska Medical Center	CHINA	\$1,173,028	10/1/18
University of Nevada - Las Vegas	CHINA	\$592,500	9/25/18
University of North Dakota	CHINA	\$1,228,543	10/11/18
University of Pennsylvania	CHINA	\$1,206,120	1/7/15
University of Pittsburgh	CHINA	\$200,000	7/1/17
University of Rhode Island	HONG KONG	\$1,001,100	3/15/15
University of Rhode Island	HONG KONG	\$1,079,289	9/17/15
University of Rhode Island	HONG KONG	\$439,868	10/10/15
University of South Carolina - Columbia	CHINA	\$172,194	2/21/18
University of Southern California	CHINA	\$142,840	1/1/15
University of Southern California	CHINA	\$142,840	1/1/15
University of Southern California	CHINA	\$300,000	1/1/15
University of Southern California	CHINA	\$319,580	1/1/15
University of Southern California	CHINA	\$351,059	1/1/15
University of Southern California	CHINA	\$382,938	1/1/15
University of Southern California	CHINA	\$477,922	1/1/15
University of Southern California	CHINA	\$560,000	1/1/15
University of Southern California	CHINA	\$608,769	1/1/15
University of Southern California	CHINA	\$700,000	1/1/15
University of Southern California	CHINA	\$1,029,189	1/1/15
University of Southern California	CHINA	\$1,109,465	1/1/15
University of Southern California	CHINA	\$1,360,736	1/1/15
University of Southern California	CHINA	\$1,599,117	1/1/15
University of Southern California	CHINA	\$1,901,729	1/1/15
UT- Arlington	CHINA	\$340,000	6/30/16
UT- Arlington	CHINA	\$340,000	6/30/16
UT- Arlington	CHINA	\$1,847,848	8/22/18
UT- Arlington	CHINA	\$2,305,821	8/22/18
UT- Austin	CHINA	\$1,000	1/3/13
UT- Austin	CHINA	\$50,000	1/4/13
UT- Austin	CHINA	\$41,580	1/20/13
UT- Austin	CHINA	\$5,000	1/28/13
UT- Austin	CHINA	\$900	2/4/13
UT- Austin	CHINA	\$150,000	4/2/13
UT- Austin	CHINA	\$41,300	4/14/13

UT- Austin	CHINA	\$18,000	5/4/13
UT- Austin	CHINA	\$19,000	5/4/13
UT- Austin	CHINA	\$19,000	5/4/13
UT- Austin	CHINA	\$10	5/13/13
UT- Austin	CHINA	\$10	5/13/13
UT- Austin	CHINA	\$501	5/15/13
UT- Austin	CHINA	\$100	5/16/13
UT- Austin	CHINA	\$50,000	5/16/13
UT- Austin	CHINA	\$56,685	5/17/13
UT- Austin	CHINA	\$30,000	5/21/13
UT- Austin	CHINA	\$48	5/24/13
UT- Austin	CHINA	\$60,000	5/31/13
UT- Austin	CHINA	\$9,982	7/2/13
UT- Austin	CHINA	\$10,000	7/3/13
UT- Austin	CHINA	\$100	7/10/13
UT- Austin	CHINA	\$50,000	7/23/13
UT- Austin	CHINA	\$6,000	9/1/13
UT- Austin	CHINA	\$6,000	9/1/13
UT- Austin	CHINA	\$100,000	10/2/13
UT- Austin	CHINA	\$20	10/18/13
UT- Austin	CHINA	\$5,000	10/19/13
UT- Austin	CHINA	\$645	12/11/13
UT- Austin	CHINA	\$2,000	12/26/13
UT- Austin	CHINA	\$1,500	1/3/14
UT- Austin	CHINA	\$229,310	1/6/14
UT- Austin	CHINA	\$8,404	1/7/14
UT- Austin	CHINA	\$599,999	1/23/14
UT- Austin	CHINA	\$4,985	1/30/14
UT- Austin	CHINA	\$200	2/3/14
UT- Austin	CHINA	\$32,000	3/2/14
UT- Austin	CHINA	\$30,000	3/21/14
UT- Austin	CHINA	\$201	4/1/14
UT- Austin	CHINA	\$50,000	5/8/14
UT- Austin	CHINA	\$600	5/19/14
UT- Austin	CHINA	\$50,000	5/29/14
UT- Austin	CHINA	\$30,000	6/1/14
UT- Austin	CHINA	\$50,000	6/4/14
UT- Austin	CHINA	\$100	6/15/14
UT- Austin	CHINA	\$40,000	6/20/14
UT- Austin	CHINA	\$5	6/26/14
UT- Austin	CHINA	\$50,000	7/23/14
UT- Austin	CHINA	\$99,980	7/25/14

UT- Austin	CHINA	\$100	8/25/14
UT- Austin	CHINA	\$50,000	8/25/14
UT- Austin	CHINA	\$50,000	8/29/14
UT- Austin	CHINA	\$50,000	8/29/14
UT- Austin	CHINA	\$190,889	9/12/14
UT- Austin	CHINA	\$15	10/24/14
UT- Austin	CHINA	\$1,500	11/4/14
UT- Austin	CHINA	\$100	12/1/14
UT- Austin	CHINA	\$72,153	12/15/14
UT- Austin	CHINA	\$1,500	1/5/15
UT- Austin	HONG KONG	\$1,000	1/7/15
UT- Austin	CHINA	\$12,774	1/9/15
UT- Austin	CHINA	\$2,760	1/12/15
UT- Austin	CHINA	\$7,708	1/14/15
UT- Austin	CHINA	\$2,186	1/15/15
UT- Austin	CHINA	\$100	1/20/15
UT- Austin	HONG KONG	\$500	1/20/15
UT- Austin	CHINA	\$23,720	1/20/15
UT- Austin	CHINA	\$10,000	1/22/15
UT- Austin	CHINA	\$1,091,934	1/22/15
UT- Austin	CHINA	\$2,142	1/26/15
UT- Austin	HONG KONG	\$400	2/11/15
UT- Austin	CHINA	\$11,842	2/11/15
UT- Austin	CHINA	\$40,000	2/13/15
UT- Austin	CHINA	\$16,653	2/17/15
UT- Austin	CHINA	\$2,620	3/3/15
UT- Austin	CHINA	\$400,000	3/4/15
UT- Austin	CHINA	\$267	3/11/15
UT- Austin	CHINA	\$4,990	3/19/15
UT- Austin	CHINA	\$4,983	3/24/15
UT- Austin	CHINA	\$3,650	3/27/15
UT- Austin	HONG KONG	\$50	4/8/15
UT- Austin	HONG KONG	\$100	4/8/15
UT- Austin	CHINA	\$120	4/8/15
UT- Austin	CHINA	\$215	4/8/15
UT- Austin	CHINA	\$5,000	4/8/15
UT- Austin	CHINA	\$1,300	4/23/15
UT- Austin	CHINA	\$150	4/28/15
UT- Austin	CHINA	\$200	5/6/15
UT- Austin	CHINA	\$580	5/14/15

UT- Austin	CHINA	\$600	5/19/15
UT- Austin	HONG KONG	\$600	5/26/15
UT- Austin	CHINA	\$82,000	6/9/15
UT- Austin	CHINA	\$9,000	6/10/15
UT- Austin	CHINA	\$1,680	6/17/15
UT- Austin	CHINA	\$18,970	6/19/15
UT- Austin	CHINA	\$240,180	6/29/15
UT- Austin	CHINA	\$50,000	7/2/15
UT- Austin	CHINA	\$1,160	7/3/15
UT- Austin	CHINA	\$50,000	7/3/15
UT- Austin	HONG KONG	\$60	7/6/15
UT- Austin	CHINA	\$390	7/9/15
UT- Austin	CHINA	\$2,500	7/16/15
UT- Austin	CHINA	\$600	7/29/15
UT- Austin	CHINA	\$6,000	8/1/15
UT- Austin	CHINA	\$100	8/18/15
UT- Austin	CHINA	\$9,985	8/18/15
UT- Austin	CHINA	\$100	8/22/15
UT- Austin	CHINA	\$90,000	8/27/15
UT- Austin	HONG KONG	\$250	8/31/15
UT- Austin	HONG KONG	\$250	9/1/15
UT- Austin	CHINA	\$3,550	9/15/15
UT- Austin	CHINA	\$685	9/22/15
UT- Austin	CHINA	\$68	9/28/15
UT- Austin	CHINA	\$87,202	9/28/15
UT- Austin	HONG KONG	\$60	10/2/15
UT- Austin	CHINA	\$1,650	10/12/15
UT- Austin	CHINA	\$1,170	10/15/15
UT- Austin	CHINA	\$20	10/23/15
UT- Austin	CHINA	\$100	10/23/15
UT- Austin	CHINA	\$50,000	10/27/15
UT- Austin	CHINA	\$1,270	11/2/15
UT- Austin	HONG KONG	\$1,000	11/9/15
UT- Austin	CHINA	\$50,000	11/10/15
UT- Austin	CHINA	\$3,010	12/3/15
UT- Austin	CHINA	\$2,789	12/16/15
UT- Austin	CHINA	\$570	12/17/15
UT- Dallas	CHINA	\$49,990	1/3/18
UT- Dallas	CHINA	\$8,000	5/7/18

UT- Dallas	CHINA	\$60,000	9/27/18
UT- Dallas	CHINA	\$139,990	10/9/18
UT- Dallas	CHINA	\$103,000	10/31/18
UT- Dallas	CHINA	\$1,500	11/15/18
UT- Dallas	CHINA	\$160,000	11/15/18
University of Texas Health Science Center at Houston	CHINA	\$431,522	5/15/15
University of Texas Health Science Center at Houston	CHINA	\$50,000	7/1/15
University of Texas Health Science Center at Houston	CHINA	\$431,522	7/1/15
University of Texas Health Science Center at Houston	CHINA	\$450,000	7/1/15
University of Texas Health Science Center at Houston	China	\$50,000	7/12/15
University of Texas Health Science Center at San Antonio	CHINA	\$1,072,135	6/23/17
University of Texas Health Science Center at San Antonio	CHINA	\$1,072,135	6/23/17
University of Texas Health Science Center at San Antonio	CHINA	\$1,903,819	6/23/17
University of Texas Health Science Center at San Antonio	CHINA	\$2,481,292	6/23/17
University of Texas Health Science Center at San Antonio	CHINA	\$1,800,000	12/1/17
University of Texas MD Anderson Cancer Center	CHINA	\$652,978	12/1/14
University of Texas MD Anderson Cancer Center	CHINA	\$464,724	10/10/16
University of Texas MD Anderson Cancer Center	CHINA	\$619	2/13/17
University of Texas MD Anderson Cancer Center	CHINA	\$3,096	2/13/17
University of Texas MD Anderson Cancer Center	CHINA	\$78,783	2/13/17
University of Texas MD Anderson Cancer Center	CHINA	\$388,904	3/1/18
University of Texas MD Anderson Cancer Center	CHINA	\$156,068	3/24/18
University of Texas MD Anderson Cancer Center	CHINA	\$1,250,000	8/11/18
University of Texas Southwestern Medical Center (The)	CHINA	\$468,578	9/17/18
University of Virginia	HONG KONG	\$296,116	11/1/14
University of Virginia	CHINA	\$250,000	12/20/14
University of Virginia	CHINA	\$250,000	12/20/14
University of Virginia	China	\$250,000	12/20/14
University of Virginia	CHINA	\$250,000	1/30/17
University of Wisconsin - Madison	CHINA	\$973,085	9/1/16
University of Wisconsin - Milwaukee	CHINA	\$344,473	7/10/16
University of Wisconsin - Milwaukee	China	\$344,473	7/10/16
University of Wisconsin - Milwaukee	CHINA	\$583,356	7/10/16
University of Wisconsin - Milwaukee	CHINA	\$750,000	7/10/16
Utah State University	China	\$80	11/27/16
Utah State University	CHINA	\$711,815	11/27/16
West Virginia University	CHINA	\$424,425	10/9/15
West Virginia University	CHINA	\$742,841	10/9/15
Western Michigan University	CHINA	\$2,271,256	4/28/17

Yale University	HONG KONG	\$100,000	3/1/18
Yale University	HONG KONG	\$25,000	6/20/18
Yale University	HONG KONG	\$25,000	6/20/18
Yale University	HONG KONG	\$100,000	12/19/18
Yale University	CHINA	\$300,000	12/27/18
TOTAL		\$394,679,067.48	